Arkansas
Soybean Performance Tests 2023

J.F. Carlin • R.D. Bond • R.B. Mulloy • J.C. McCoy

DIVISION OF AGRICULTURE
RESEARCH & EXTENSION
University of Arkansas System

ARKANSAS CROP VARIETY IMPROVEMENT PROGRAM

ARKANSAS AGRICULTURAL EXPERIMENT STATION

March 2024 **Research Series 702**

This publication is available on the internet at: https://aaes.uada.edu/communications/publications/ and at https://aaes.uada.edu/variety-testing/

Technical editing and cover design by Gail Halleck.
Photo Credit: Soybeans at the Vegetable Research Station in Kibler, Arkansas. University of Arkansas System Division of Agriculture photo.

Arkansas Agricultural Experiment Station (AAES), University of Arkansas System Division of Agriculture, Fayetteville. Deacue Fields, Vice President for Agriculture; Jean-François Meullenet, AAES Director and Senior Associate Vice-President for Agriculture–Research.
WWW/CC2022.
The University of Arkansas System Division of Agriculture offers all its Extension and Research programs and services without regard to race, color, sex, gender identity, sexual orientation, national origin, religion, age, disability, marital or veteran status, genetic information, or any other legally protected status, and is an Affirmative Action/Equal Opportunity Employer.

ISSN: 1941-1642 CODEN: AKAMA6

Arkansas Soybean Performance Tests

2023

J.F. Carlin
R.D. Bond
R.B. Mulloy
J.C. McCoy

Arkansas Agricultural Experiment Station
University of Arkansas System
Division of Agriculture
Fayetteville, Arkansas 72704

Acknowledgments

This research was funded in part by participating companies, the University of Arkansas System Division of Agriculture's Arkansas Agricultural Experiment Station, and the Arkansas Soybean Promotion Board.

The assistance of the following individuals in conducting these experiments is gratefully acknowledged:

Arkansas Agricultural Experiment Station, Fayetteville
Nathan McKinney, Assistant Director
Nathan Slaton, Assistant Director

Arkansas Cooperative Extension Service
Jeremy Ross, Professor and Soybean Extension Agronomist
Randy Miller, Program Associate
Michael Emerson, Program Associate
Mandy Tolbert, Program Associate
Terry Spurlock, Associate Professor/Extension Plant Pathologist
Travis Faske, Professor/Extension Plant Pathologist

Jackson County Extension Center, Newport
Tom Barber, Center Director
Nathan Pearrow, Program Associate

Lon Mann Cotton Research Station, Marianna
Claude Kennedy, Station Director
Clayton Treat, Program Assistant

Northeast Research and Extension Center, Keiser
Mike Duren, Center Director
Debbie Wyss, Program Technician
Sam Atchley, Farm Foreman

Northeast Rice Research and Extension Center, Greenfield
Tim Burcham, Center Director
Greg Simpson, Farm Manager
Wyatt Luebke, Assistant Farm Manager

Pine Tree Research Station, Colt
Shawn Clark, Station Director
Jody Hedge, Program Technician

Rice Research and Extension Center, Stuttgart
Alton Johnson, Center Director
Dwayne Johnson, Program Technician

Rohwer Research Station, Rohwer
Linda Martin, Station Director
Matthew Young, Program Associate

Vegetable Research Station, Kibler
Steve Eaton, Station Director
Lesley Carr, Program Associate

Report Statement

This Arkansas Agricultural Experiment Station (AAES) publication summarizes variety test research conducted by the Arkansas Crop Variety Improvement Program. Variety test information presented here furthers the AAES mission of conducting research that benefits the citizens of Arkansas by expanding agricultural profitability and strengthening local and state economies. This information is not a recommendation or an endorsement of any product by the University of Arkansas System Division of Agriculture or AAES. Recommendations interpreted from this information are made and presented by the Arkansas Cooperative Extension Service.

DIVISION OF AGRICULTURE
RESEARCH & EXTENSION
University of Arkansas System

ARKANSAS CROP VARIETY IMPROVEMENT PROGRAM

Contents

Introduction 6

Methods 6

Table 1. Summary of Arkansas Soybean Performance Testing Locations, 2023 7

Table 2. Yields of Early Planted Maturity Group IV Soybean Cultivars in Arkansas Performance Tests, 2023 8

Table 3. Yields of Non-Xtend Early Planted Maturity Group IV Soybean Cultivars in Arkansas Performance Tests, 2023 10

Table 4. Yields of Xtend Early Planted Maturity Group IV Soybean Cultivars in Arkansas Performance Tests, 2023 11

Table 5. Performance of Irrigated Early Planted Irrigated Soybean Cultivars, Rohwer Research Station, Rohwer, Ark., 2023 12

Table 6. Performance of Irrigated Early Planted Soybean Cultivars, Rice Research and Extension Center, Stuttgart, Ark., 2023 15

Table 7. Yields of Early Maturity Group IV (Relative Maturity 4.0–4.5) Soybean Cultivars in Arkansas Performance Tests, 2023 18

Table 8. Yields of Non-Xtend Early Maturity Group IV (Relative Maturity 4.0–4.5) Soybean Cultivars in Arkansas Performance Tests, 2023 19

Table 9. Yields of Xtend Early Maturity Group IV (Relative Maturity 4.0–4.5) Soybean Cultivars in Arkansas Performance Tests, 2023 20

Table 10. Yields of Late Maturity Group IV (Relative Maturity 4.6–4.9) Soybean Cultivars in Arkansas Performance Tests, 2023 21

Table 11. Yields of Non-Xtend Late Maturity Group IV (Relative Maturity 4.6–4.9) Soybean Cultivars in Arkansas Performance Tests, 2023 24

Table 12. Yields of Xtend Late Maturity Group IV (Relative Maturity 4.6–4.9) Soybean Cultivars in Arkansas Performance Tests, 2023 25

Table 13. Yields of Maturity Group V (Relative Maturity 5.0–5.9) Soybean Cultivars in Arkansas Performance Tests, 2023 27

Table 14. Yields of Non-Xtend Maturity Group V (Relative Maturity 5.0–5.9) Soybean Cultivars in Arkansas Performance Tests, 2023 29

Table 15. Yields of Xtend Maturity Group V (Relative Maturity 5.0–5.9) Soybean Cultivars in Arkansas Performance Tests, 2023 30

Table 16. Performance of Irrigated Soybean Cultivars, Northeast Rice Research and Extension Center, Harrisburg, Ark., 2023 31

Table 17. Performance of Irrigated Soybean Cultivars, Northeast Research and Extension Center, Keiser, Ark., 2023 36

Table 18. Performance of Irrigated Soybean Cultivars, Vegetable Research Station, Kibler, Ark., 2023 41

Table 19. Performance of Irrigated Soybean Cultivars, Lon Mann Cotton Research Station, Marianna, Ark., 2023 46

Table 20. Performance of Irrigated Soybean Cultivars, Jackson County Extension Center, Newport, Ark., 2023 51

Table 21. Performance of Irrigated Soybean Cultivars, Pine Tree Research Station, Colt, Ark., 2023 55

Table 22. Performance of Irrigated Soybean Cultivars, Rohwer Research Station, Rohwer, Ark., 2023 60

Table 23. Performance of Irrigated Soybean Cultivars, Rice Research and Extension Center, Stuttgart, Ark., 2023 65

Table 24. Performance of Non-Irrigated Soybean Cultivars, Rice Research and Extension Center, Stuttgart, Ark., 2023 70

Table 25. Yields of Select Maturity Group IV Soybean Cultivars under Flooded vs. Non-Flooded Conditions in Arkansas Performance Tests, Northeast Rice Research and Extension Center, Harrisburg, Ark., 2023 75

Table 26. Yields of Select Maturity Group IV Soybean Cultivars under Flooded vs. Non-Flooded Conditions in Arkansas Performance Tests, Rice Research and Extension Center, Stuttgart, Ark., 2023 77

Table 27. Yields of Select Maturity Group IV Soybean Cultivars under Flooded vs. Non-Flooded Conditions in Arkansas Performance Tests, Pine Tree Research Station, Colt, Ark., 2023 79

Table 28. Yields of Select Maturity Group V Soybean Cultivars under Flooded vs. Non-Flooded Conditions in Arkansas Performance Tests, Rice Research and Extension Center, Stuttgart, Ark., and Pine Tree Research Station, Colt, Ark., 2023 81

Table 29. Soybean Leaf Tissue Chloride Field Ratings and Reaction for Select Cultivars, 2023 82

Table 30. Evaluation of Soybean Cultivars for Reaction to Root Knot Nematode in Field and Greenhouse Tests, 2023 86

Table 31. Evaluation of Soybean Cultivars for Reaction to Stem Canker and Frogeye Leaf Spot, 2023 90

Participants and Entries in 2023 Soybean Performance Tests, Early Planted Tests 93

Participants and Entries in 2023 Soybean Performance Tests, Full-Season Tests 95

Soybean Test Location Map 98

Arkansas Soybean Performance Tests 2023[1]

J.F. Carlin,[2] R.D. Bond,[2] R.B. Mulloy,[2] and J.C. McCoy[2]

Introduction

Soybean variety and strain performance tests are conducted each year in Arkansas by the University of Arkansas System Division of Agriculture's Arkansas Crop Variety Improvement Program. The tests provide information to companies developing varieties and/or marketing seed within the state and aid the Arkansas Cooperative Extension Service in formulating variety recommendations for soybean producers.

Methods

Varieties and strains containing any herbicide technology trait(s) were eligible for entry into two types of tests: early-planted tests and traditional-planted tests. To facilitate field operations and to allow for fairer comparisons between varieties and strains in both types of tests, entries were divided into maturity classes based on information provided by the originating company or institution. Entries in the EPTs were limited to relative maturities of 4.0–4.9 and were tested all together. Entries in the Traditional Planting Tests were divided into three maturity classes: Early maturing group IV, 4.0–4.5; Late maturing group IV, 4.6–4.9; and maturity group V, 5.0–5.9. The 2023 soybean performance tests contained 55 early-planted entries and 127 traditional-planted entries. The 2023 Arkansas Performance tests were conducted at the University of Arkansas System Division of Agriculture's Northeast Rice Research and Extension Center (NERREC) at Harrisburg, Northeast Research and Extension Center (NEREC) at Keiser, the Vegetable Research Station (VRS) near Kibler, the Lon Mann Cotton Research Station (LMCRS) near Marianna, the Jackson County Extension Center (JCEC) near Newport, the Pine Tree Research Station (PTRS) near Colt, the Rohwer Research Station (RRS) near Rohwer, and the Rice Research and Extension Center (RREC) near Stuttgart. A test location map can be found inside the back cover.

Flood Tolerance Tests were conducted at the PTRS, RRS, and RREC locations. Tests were divided into RM 4.3–4.9 and RM 5.0–5.6. Tests were arranged as a split block design with 3 non-flooded and 3 flooded replications. The flood treatment was applied at vegetative growth stages 2–4 (V2–V4) and held for five consecutive days, and then levees were broken to allow for drainage. For the remainder of the season, tests were managed in a furrow-irrigated production system. Plant heights were recorded at maturity on each replication, and plots were harvested for grain yield.

Within each test, entries were arranged as a randomized complete block design with three replications. Plots in all tests were 2 or 4 rows wide, depending on location, and 20–21 feet in length. Seeds were packaged for recommended planting rates and were planted with a cone planter. Specific location and cultural practice information accompany each table.

All rows of each 2-row plot and the two interior rows of each 4-row plot were harvested for yield determination. Percent moisture was recorded for all harvested seed, and plot weights were adjusted to 13% moisture. Plot weights of all tests were converted to yield in bushels per acre (bu./ac). Statistical analysis for grain yield (bu./ac) was conducted using Duncan's Multiple Range Test (MRT) with GENOVIX® (AGRONOMIX Software).

Plots were visually rated for shattering and lodging. Shattering ratings were carried out on border rows according to the following scale:

0. <10% shattering
1. 11–20% shattering
2. 21–30% shattering
3. 31–40% shattering
4. 41–50% shattering
5. 51–60% shattering
6. 61–70% shattering
7. 71–80% shattering
8. 81–90% shattering
9. 91–100% shattering

Lodging ratings were recorded on a scale representing the angle degree of lodging:

1. <10°
2. 11–20°
3. 21–30°
4. 31–40°
5. 41–50°
6. 51–60°
7. 61–70°
8. 71–80°
9. 81–90°

Average plant height was recorded in inches for each plot in the first replication of each test.

Variety Testing Website

This report and other information about variety testing for corn, cotton, grain sorghum, rice, wheat, and soybean can be found at https://aaes.uada.edu/variety-testing
Disease ratings that do not appear in this or other reports may also be found on this website.

[1] Use of products and trade names in this report does not constitute a guarantee or warranty of the products named and does not signify that those products are approved to the exclusion of comparable products.

[2] Program Director, Program Associate, Program Associate, and Program Associate, respectively, University of Arkansas System Division of Agriculture, Arkansas Agricultural Experiment Station, Fayetteville.

Table 1. Summary of Arkansas Soybean Performance Testing Locations, 2023.

Location		Irrigation	Row Spacing (in.)	Soil Texture	Planting Date[a]	Harvest Dates Early 4	Late 4	MG 5
RRS, Rohwer, Ark.	Early Planted Trial	Irrigated	Single 38	Herbert, Silt Loam	4/13	9/21	•	•
RREC, Stuttgart, Ark.	Early Planted Trial	Irrigated	Single 30	Dewitt, Silt Loam	4/13	10/10	•	•
NERREC, Harrisburg, Ark.	Earliest Planting Opportunity	Irrigated	Single 30	Henry, Silt Loam	5/2	10/13	10/13	10/13
NEREC, Keiser, Ark.	Earliest Planting Opportunity	Irrigated	Single 38	Sharkey, Silty Clay	5/3, 5/8[a]	10/3	10/3	10/10
VRS, Kibler, Ark.	Earliest Planting Opportunity	Irrigated	Twin 36	Dardanelle, Silt Loam	5/25	10/23	10/23	10/23
LMCRS, Marianna, Ark.	Earliest Planting Opportunity	Irrigated	Single 38	Loring, Silt Loam	5/3	10/20	10/20	10/20
JCEC, Newport, Ark.	Earliest Planting Opportunity	Irrigated	Single 30	Beulah Fine, Sandy Loam	5/16	10/16	10/16	10/16
PTRS, Colt, Ark.	Earliest Planting Opportunity	Irrigated	Single 30	Calloway, Silt Loam	5/9	10/18	10/18	10/19
RRS, Rohwer, Ark.	Earliest Planting Opportunity	Irrigated	Single 38	Calhoun, Silt Loam	5/3	9/21	9/21	10/10
RREC, Stuttgart, Ark.	Earliest Planting Opportunity	Irrigated	Single 30	Dewitt, Silt Loam	5/25	11/6	11/6	11/6
RREC, Stuttgart, Ark.	Earliest Planting Opportunity	Dryland	Single 30	Dewitt, Silt Loam	5/25	10/9	10/12	11/6

[a] The Early MG 4 was planted on 3 May. The Late 4 and MG 5 were planted on 8 May.

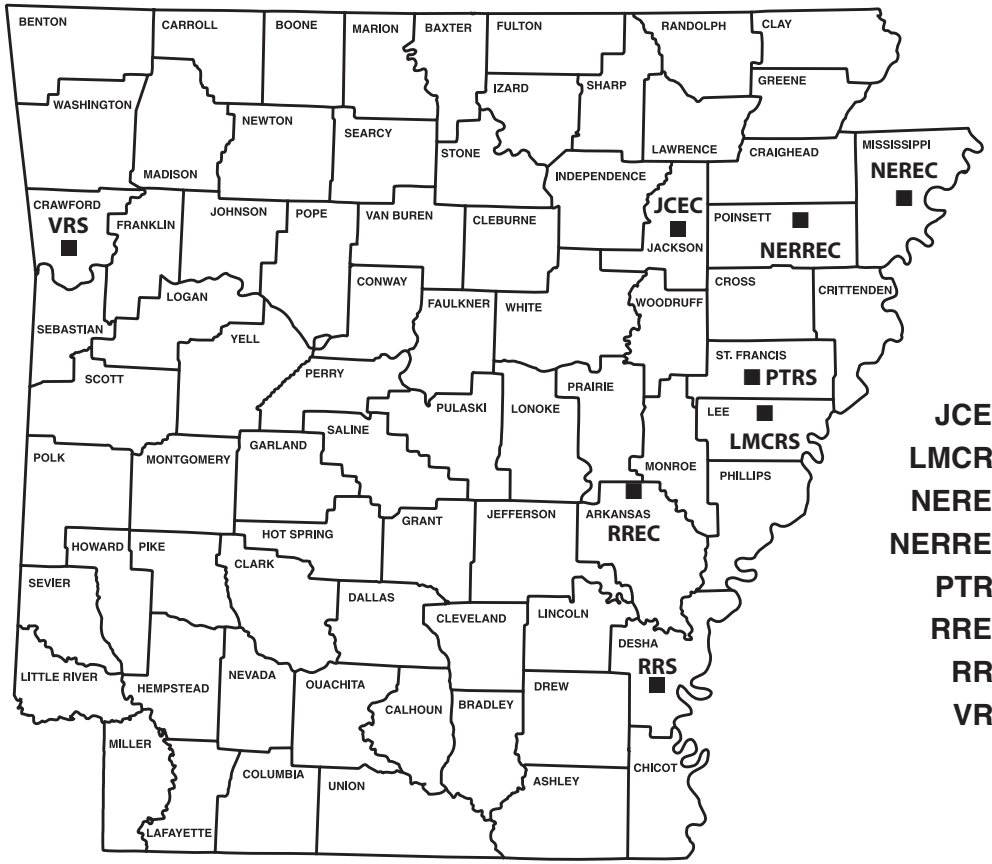

Test Locations 2023

JCEC - **Jackson County Extension Center, Newport, Arkansas**
LMCRS - **Lon Mann Cotton Research Station, Marianna**
NEREC - **Northeast Research and Extension Center, Keiser, Arkansas**
NERREC - **Northeast Rice Research and Extension Center, Harrisburg**
PTRS - **Pine Tree Research Station, Colt, Arkansas**
RREC - **Rice Research and Extension Center, Stuttgart, Arkansas**
RRS - **Rohwer Research Station, Rohwer, Arkansas**
VRS - **Vegetable Research Station, Kibler, Arkansas**

Table 2. Yields of Early Planted Maturity Group IV Soybean Cultivars in Arkansas Performance Tests, 2023.[a]

Variety/Experimental Line	Herbicide Technology	Relative Maturity	Rohwer[b]	Stuttgart[b]	Mean
			----------(bu./ac)----------		
AG42XF4	XtendFlex	4.2	59.9	59.4	59.7
AG43XF2	XtendFlex	4.3	65.0	66.6	65.8
AG44XF4	XtendFlex/SR	4.4	64.1	63.3	63.7
AG45XF3	XtendFlex	4.5	74.0	77.6	75.8
AG46XF3	XtendFlex/SR	4.6	75.2	64.7	69.9
AG47XF2	XtendFlex/SR	4.7	71.7	71.5	71.6
AG47XF4	XtendFlex/SR	4.7	68.7	69.7	69.2
AG48XF2	XtendFlex	4.8	62.8	64.5	63.6
AG48XF3	XtendFlex/SR	4.8	76.3	73.8	75.0
DELTA GROW 48X45	Xtend	4.8	64.7	63.2	64.0
DELTA GROW 48XF33/STS	XtendFlex	4.8	65.6	74.5	70.0
DELTA GROW 49XF85/STS	XtendFlex	4.9	61.2	74.0	67.6
Dyna-Gro S42XF93S	XtendFlex	4.2	64.5	66.2	65.4
Dyna-Gro S46XF31S	XtendFlex	4.6	66.6	71.8	69.2
Dyna-Gro S47XF23S	XtendFlex	4.7	73.1	72.0	72.6
Dyna-Gro S49XF43S	XtendFlex	4.9	71.6	79.7	75.6
Dyna-Gro S49XF82	XtendFlex	4.9	71.4	75.7	73.6
Eagle Seed ES4800E3	Enlist 3	4.8	68.6	71.5	70.0
Eagle Seed ES4875XF	XtendFlex	4.8	63.0	64.5	63.7
NK42-A6E3S	Enlist 3/STS	4.2	67.9	69.8	68.9
NK44-J4XFS	XtendFlex/STS	4.4	68.2	66.4	67.3
NK44-Q5E3S	Enlist 3/STS	4.4	62.0	69.9	65.9
NK46-B4XFS	XtendFlex/STS	4.6	73.5	67.2	70.4
NK48-A8XFS	XtendFlex/STS	4.8	69.6	65.9	67.8
NK49-C2XFS	XtendFlex/STS	4.9	75.3	69.1	72.2
NK49-T6E3S	Enlist 3/STS	4.9	65.6	74.9	70.2
Pioneer P44A21X	RR2 Xtend	4.4	64.9	69.6	67.3
Pioneer P44A60LX	RR2 Xtend Liberty	4.4	67.5	65.2	66.3
Pioneer P45A70LX	RR2 Xtend Liberty	4.5	65.9	61.9	63.9
Pioneer P46A20LX	RR2 Xtend Liberty	4.6	64.1	61.2	62.6
Pioneer P46A90LX	RR2 Xtend Liberty	4.6	70.4	70.9	70.7
Pioneer P47A64X	RR2 Xtend	4.7	75.2	72.3	73.8
Pioneer P48A04LX	RR2 Xtend Liberty	4.8	64.2	63.4	63.8
Progeny P4604XFS	XtendFlex/STS	4.6	62.6	68.5	65.6
Progeny P4623XFS	XtendFlex/STS	4.6	65.1	67.9	66.5
Progeny P4691XFS	XtendFlex/STS	4.6	66.1	66.6	66.3
Progeny P4755XFS	XtendFlex/STS	4.7	53.5	64.0	58.8
Progeny P4775E3S	Enlist 3/STS	4.7	71.2	67.0	69.1
Progeny P4778XFS	XtendFlex/STS	4.7	67.3	62.4	64.8
Progeny P4798XF	XtendFlex	4.7	73.0	72.1	72.6

Continued

Table 2. Yields of Early Planted Maturity Group IV Soybean Cultivars in Arkansas Performance Tests, 2023, Continued.[a]

Variety/Experimental Line	Herbicide Technology	Relative Maturity	Rohwer[b]	Stuttgart[b]	Mean
			----------(bu./ac)----------		
Progeny P4806XFS	XtendFlex/STS	4.8	55.0	60.0	57.5
Progeny P4850E3	Enlist 3	4.8	60.8	68.6	64.7
Progeny P4947XFS	XtendFlex/STS	4.9	68.6	67.2	67.9
Progeny P4999E3S	Enlist 3/STS	4.9	64.8	67.1	65.9
R18C-13665	Conventional	4.9	66.5	72.6	69.5
R19-39415	Conventional	4.8	52.8	64.8	58.8
R19-39444	Conventional	4.8	54.9	68.6	61.7
R19C-1001	Conventional	4.9	65.0	62.9	64.0
R19C-1012	Conventional	4.4	61.1	66.7	63.9
R19C-1035	Conventional	4.5	64.0	70.5	67.2
R19C-1081	Conventional	4.3	60.2	59.2	59.7
R19C-2678	Conventional	4.8	65.7	70.7	68.2
R19C-3147	Conventional	4.9	56.2	67.3	61.7
S17-17644	Conventional	4.8	73.6	72.6	73.1
S19-10701	Conventional	4.5	63.0	64.9	63.9
		Grand Mean	66.1	68.1	67.1
		LSD	7.4	6.8	5.0
		C.V.	8.3	7.4	7.8
Use only when comparing w/in Non-Xtend varieties		LSD (Non-Xtend)[c]	6.4	6.1	4.4
Use only when comparing w/in Xtend varieties		LSD (Xtend)[d]	7.9	6.8	5.2

[a] Rohwer = Rohwer Research Station, Rohwer, Ark.; Stuttgart = Rice Research and Extension Center, Stuttgart, Ark.

[b] Non-Xtend soybean varieties showed symptoms consistent with injury attributed to off-target movement of dicamba.

[c] Analysis of variance of Non-Xtend varieties (Conv., RR1, Enlist E3).

[d] Analysis of variance of Xtend varieties (Xtend, XtendFlex).

Table 3. Yields of Non-Xtend Early Planted Maturity Group IV Soybean Cultivars in Arkansas Performance Tests, 2023.[a]

Variety/Experimental Line	Herbicide Technology	Relative Maturity	Rohwer[b]	Stuttgart[b]
			----------(bu./ac)----------	
Eagle Seed ES4800E3	Enlist 3	4.8	68.6	71.5
NK42-A6E3S	Enlist 3/STS	4.2	67.9	69.8
NK44-Q5E3S	Enlist 3/STS	4.4	62.0	69.9
NK49-T6E3S	Enlist 3/STS	4.9	65.6	74.9
Progeny P4775E3S	Enlist 3/STS	4.7	71.2	67.0
Progeny P4850E3	Enlist 3	4.8	60.8	68.6
Progeny P4999E3S	Enlist 3/STS	4.9	64.8	67.1
R18C-13665	Conventional	4.9	66.5	72.6
R19-39415	Conventional	4.8	52.8	64.8
R19-39444	Conventional	4.8	54.9	68.6
R19C-1001	Conventional	4.9	65.0	62.9
R19C-1012	Conventional	4.4	61.1	66.7
R19C-1035	Conventional	4.5	64.0	70.5
R19C-1081	Conventional	4.3	60.2	59.2
R19C-2678	Conventional	4.8	65.7	70.7
R19C-3147	Conventional	4.9	56.2	67.3
S17-17644	Conventional	4.8	73.6	72.6
S19-10701	Conventional	4.5	63.0	64.9
		Grand Mean	63.5	68.3
		LSD	6.4	6.1
		C.V.	7.3	6.5

[a] Rohwer = Rohwer Research Station, Rohwer, Ark.; Stuttgart = Rice Research and Extension Center, Stuttgart, Ark.

[b] Non-Xtend soybean varieties showed symptoms consistent with injury attributed to off-target movement of dicamba.

Table 4. Yields of Xtend Early Planted Maturity Group IV Soybean Cultivars in Arkansas Performance Tests, 2023.[a]

Variety/Experimental Line	Herbicide Technology	Relative Maturity	Rohwer	Stuttgart
			----------(bu./ac)----------	
AG42XF4	XtendFlex	4.2	59.9	59.4
AG43XF2	XtendFlex	4.3	65.0	66.6
AG44XF4	XtendFlex/SR	4.4	64.1	63.3
AG45XF3	XtendFlex	4.5	74.0	77.6
AG46XF3	XtendFlex/SR	4.6	75.2	64.7
AG47XF2	XtendFlex/SR	4.7	71.7	71.5
AG47XF4	XtendFlex/SR	4.7	68.7	69.7
AG48XF2	XtendFlex	4.8	62.8	64.5
AG48XF3	XtendFlex/SR	4.8	76.3	73.8
DELTA GROW 48X45	Xtend	4.8	64.7	63.2
DELTA GROW 48XF33/STS	XtendFlex	4.8	65.6	74.5
DELTA GROW 49XF85/STS	XtendFlex	4.9	61.2	74.0
Dyna-Gro S42XF93S	XtendFlex	4.2	64.5	66.2
Dyna-Gro S46XF31S	XtendFlex	4.6	66.6	71.8
Dyna-Gro S47XF23S	XtendFlex	4.7	73.1	72.0
Dyna-Gro S49XF43S	XtendFlex	4.9	71.6	79.7
Dyna-Gro S49XF82	XtendFlex	4.9	71.4	75.7
Eagle Seed ES4875XF	XtendFlex	4.8	63.0	64.5
NK44-J4XFS	XtendFlex/STS	4.4	68.2	66.4
NK46-B4XFS	XtendFlex/STS	4.6	73.5	67.2
NK48-A8XFS	XtendFlex/STS	4.8	69.6	65.9
NK49-C2XFS	XtendFlex/STS	4.9	75.3	69.1
Pioneer P44A21X	RR2 Xtend	4.4	64.9	69.6
Pioneer P44A60LX	RR2 Xtend Liberty	4.4	67.5	65.2
Pioneer P45A70LX	RR2 Xtend Liberty	4.5	65.9	61.9
Pioneer P46A20LX	RR2 Xtend Liberty	4.6	64.1	61.2
Pioneer P46A90LX	RR2 Xtend Liberty	4.6	70.4	70.9
Pioneer P47A64X	RR2 Xtend	4.7	75.2	72.3
Pioneer P48A04LX	RR2 Xtend Liberty	4.8	64.2	63.4
Progeny P4604XFS	XtendFlex/STS	4.6	62.6	68.5
Progeny P4623XFS	XtendFlex/STS	4.6	65.1	67.9
Progeny P4691XFS	XtendFlex/STS	4.6	66.1	66.6
Progeny P4755XFS	XtendFlex/STS	4.7	53.5	64.0
Progeny P4778XFS	XtendFlex/STS	4.7	67.3	62.4
Progeny P4798XF	XtendFlex	4.7	73.0	72.1
Progeny P4806XFS	XtendFlex/STS	4.8	55.0	60.0
Progeny P4947XFS	XtendFlex/STS	4.9	68.6	67.2
		Grand Mean	67.3	68.0
		LSD	7.9	6.8
		C.V.	8.6	7.4

[a] Rohwer = Rohwer Research Station, Rohwer, Ark.; Stuttgart = Rice Research and Extension Center, Stuttgart, Ark.

Rohwer: Rohwer Research Station (RRS)

Early Planted Irrigated Soybean Cultivars, 2023

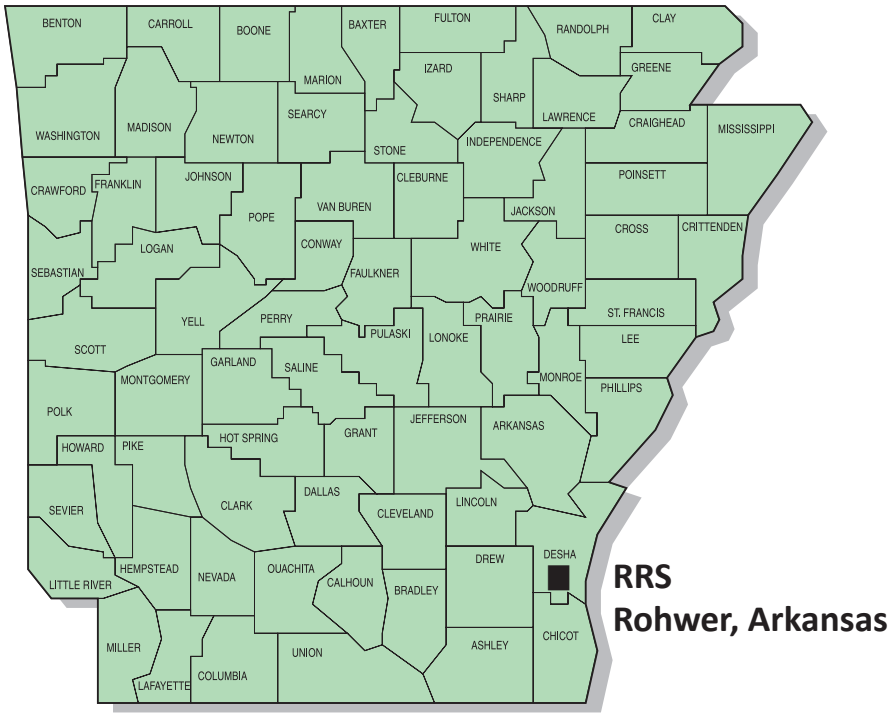

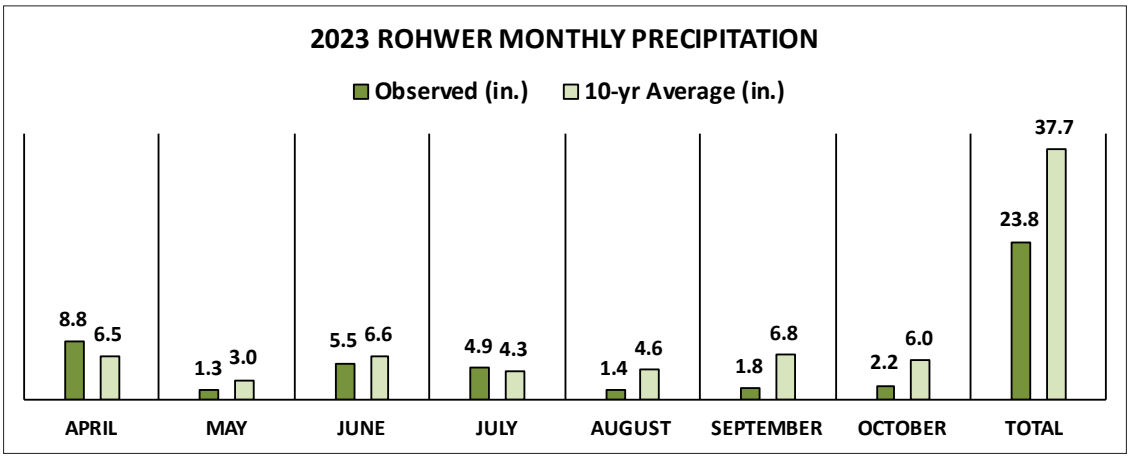

Soil Series
Sharkey silty clay
Previous Crop
Corn
Row Spacing
38 in.
Planting Date
April 14
Irrigation Dates
June 3, 28; July 27; Aug. 1, 18, 24

Harvest Date	
September 21	
Fertilizer Application(s)	**Date**
0-0-60 150 lb	March 23
Herbicide Application(s)	**Date**
Authority Supreme® 5 oz, Priority 8E® 1.3 pt, Glyphosate® 1 qt Paraquat® 1 qt	April 15
Fomesafen® 1.5 pt, Priority 8E® 1.5 pt, Select® 1 pt	May 16
Zidua® 4 oz, Select® 1 pt, Basagran® 1 pt, Blazer® 2 pt	June 9

Table 5. Performance of Early Planted Irrigated Soybean Cultivars, Rohwer Research Station, Rohwer, Ark., 2023.

Variety/Experimental Line	2023	Moisture	Test Weight	Lodging[a]	Shatter Score[b]	Plant Height	Maturity
	(bu./ac)	(%)	(lb/bu.)			(in.)	
AG48XF3	76.3	14.8	58.6	1.0	0.0	35.7	9/12
NK49-C2XFS	75.3	14.9	58.7	1.0	0.0	34.3	9/13
Pioneer P47A64X	75.2	14.5	58.7	1.0	0.0	41.7	9/13
AG46XF3	75.2	16.1	58.2	1.0	0.0	31.0	9/12
AG45XF3	74.0	16.1	58.2	1.0	0.0	33.7	9/11
S17-17644	73.6	13.3	59.3	1.0	0.0	27.7	9/11
NK46-B4XFS	73.5	14.3	58.7	1.0	0.0	31.7	9/09
Dyna-Gro S47XF23S	73.1	14.9	58.6	1.0	0.0	33.0	9/11
Progeny P4798XF	73.0	15.0	58.5	1.0	0.0	36.3	9/15
AG47XF2	71.7	15.8	58.3	1.0	0.0	31.0	9/15
Dyna-Gro S49XF43S	71.6	15.1	58.6	1.0	0.0	31.7	9/14
Dyna-Gro S49XF82	71.4	11.6	59.9	1.0	0.0	34.0	9/16
Progeny P4775E3S	71.2	17.8	57.8	1.0	0.0	36.3	9/11
Pioneer P46A90LX	70.4	14.5	58.7	1.0	0.0	32.3	9/11
NK48-A8XFS	69.6	14.2	58.8	1.0	0.0	36.3	9/12
AG47XF4	68.7	15.9	58.3	1.0	0.3	34.0	9/13
Progeny P4947XFS	68.6	19.1	57.3	1.0	0.0	37.3	9/17
Eagle Seed ES4800E3	68.6	14.2	59.0	1.0	0.0	29.3	9/12
NK44-J4XFS	68.2	16.1	58.3	1.0	0.7	32.0	9/09
NK42-A6E3S	67.9	19.0	57.4	1.0	0.0	28.3	9/11
Pioneer P44A60LX	67.5	14.9	58.7	2.0	0.0	37.7	9/11
Progeny P4778XFS	67.3	14.3	58.9	1.0	0.0	33.7	9/11
Dyna-Gro S46XF31S	66.6	16.3	58.1	1.0	0.0	35.5	9/12
R18C-13665	66.5	13.3	59.3	2.0	0.0	43.3	9/15
Progeny P4691XFS	66.1	16.7	58.1	1.0	0.0	33.3	9/15
Pioneer P45A70LX	65.9	17.2	57.9	1.0	0.0	30.3	9/12
R19C-2678	65.7	12.1	59.8	1.0	0.0	35.3	9/16
NK49-T6E3S	65.6	19.5	57.3	1.0	0.0	30.7	9/16
DELTA GROW 48XF33/STS	65.6	16.4	58.1	1.0	0.0	33.0	9/12
Progeny P4623XFS	65.1	15.4	58.4	1.0	0.0	31.3	9/11
AG43XF2	65.0	16.2	58.2	1.0	0.0	32.0	9/09
R19C-1001	65.0	17.0	57.8	1.3	0.0	38.7	9/15
Pioneer P44A21X	64.9	19.6	57.5	1.0	0.0	35.3	9/11
Progeny P4999E3S	64.8	18.3	57.7	1.0	0.0	31.3	9/17
DELTA GROW 48X45	64.7	19.6	57.1	1.0	0.0	29.7	9/14
Dyna-Gro S42XF93S	64.5	18.1	57.6	1.0	0.0	33.3	9/11
Pioneer P48A04LX	64.2	19.0	57.5	2.0	0.0	38.7	9/13
AG44XF4	64.1	17.7	57.8	1.0	0.0	26.0	9/12
Pioneer P46A20LX	64.1	16.8	58.0	1.0	0.0	31.0	9/09
R19C-1035	64.0	15.1	58.7	1.0	0.0	34.0	9/13
S19-10701	63.0	14.3	58.8	1.0	0.0	30.3	9/11
Eagle Seed ES4875XF	63.0	17.6	57.6	1.0	0.0	33.3	9/14
AG48XF2	62.8	18.8	57.5	1.0	0.3	30.3	9/12
Progeny P4604XFS	62.6	18.4	57.6	1.0	0.0	36.0	9/12
NK44-Q5E3S	62.0	18.7	57.2	1.0	0.0	23.7	9/09

Continued

Table 5. Performance of Early Planted Irrigated Soybean Cultivars, Rohwer Research Station, Rohwer, Ark., 2023, Continued.

Variety/Experimental Line	2023	Moisture	Test Weight	Lodging[a]	Shatter Score[b]	Plant Height	Maturity
	(bu./ac)	(%)	(lb/bu.)			(in.)	
DELTA GROW 49XF85/STS	61.2	21.8	57.1	1.0	0.0	31.0	9/15
R19C-1012	61.1	16.5	58.0	1.0	0.0	38.7	9/10
Progeny P4850E3	60.8	19.0	57.4	1.0	0.0	29.0	9/14
R19C-1081	60.2	18.5	57.4	1.3	0.3	36.0	9/10
AG42XF4	59.9	16.5	58.1	1.0	0.0	31.7	9/11
R19C-3147	56.2	13.3	59.2	1.0	0.0	35.3	9/14
Progeny P4806XFS	55.0	22.0	56.7	1.0	0.0	32.0	9/14
R19-39444	54.9	13.8	58.9	3.0	0.0	41.7	9/12
Progeny P4755XFS	53.5	18.3	57.4	1.0	0.0	33.3	9/11
R19-39415	52.8	18.1	57.3	3.7	0.0	50.0	9/13
Grand Mean	66.1	16.5	58.2	1.2	0.0	33.7	9/12
LSD	7.4	3.3	0.9	•	0.2	3.5	4.5
C.V.	8.3	14.6	1.1	•	•	7.6	26.6

[a] 1 = 10° angle; 2 = 11–20° angle; 3 = 21–30° angle; 4 = 31–40° angle; 5 = 41–50° angle; 6 = 51–60° angle; 7 = 61–70° angle; 8 = 71–80° angle; 9 = 81–90° angle.

[b] 0 = <10%; 1 = 11–20%, 2 = 21–30%, 3 = 31–40%, 4 = 41–50%, 5 = 51–60%, 6 = 61–70%, 7 = 71–80%, 8 = 81–90%, 9 = 91–100%.

Stuttgart: Rice Research and Extension Center (RREC)

Early Planted Irrigated Soybean Cultivars, 2023

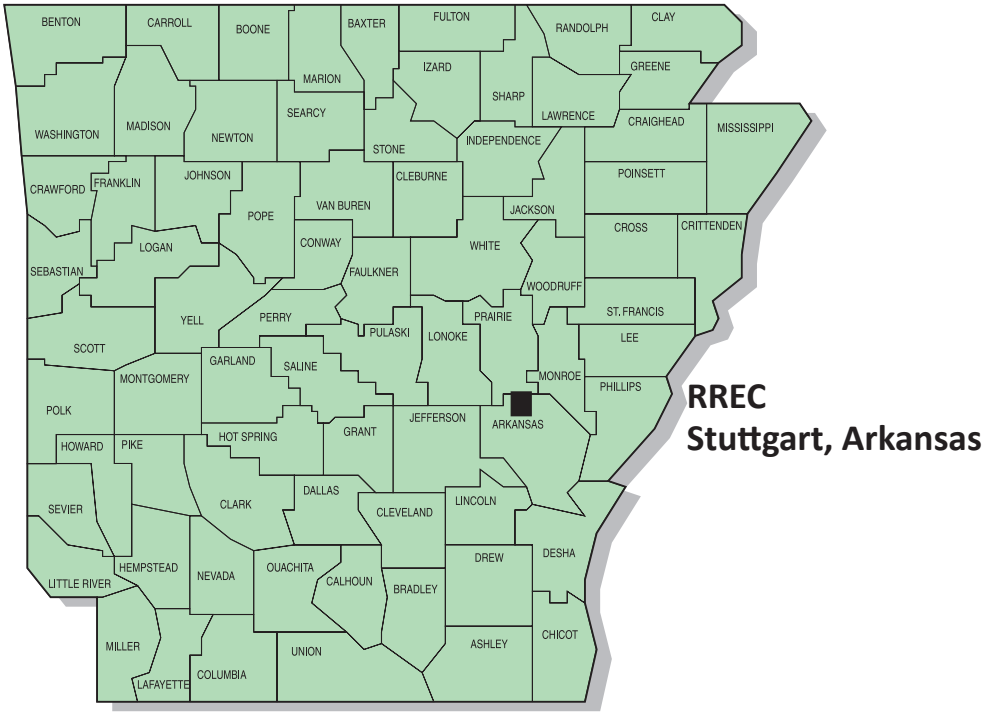

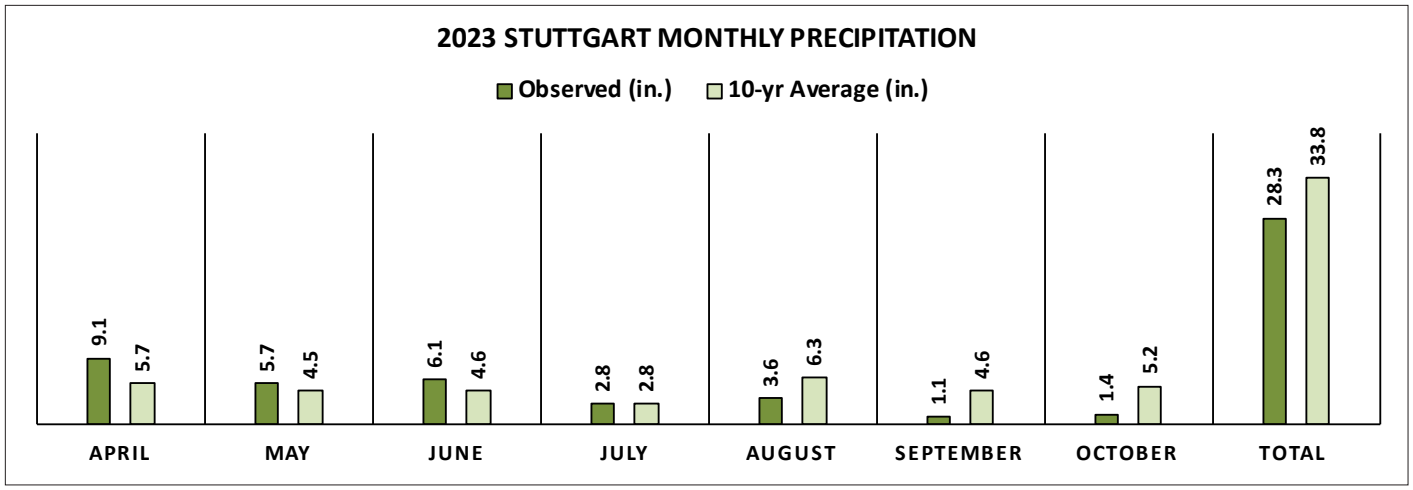

Soil Series
Dewitt silt loam
Previous Crop
Soybean
Row Spacing
30 in.
Planting Date
April 13
Irrigation Dates
June 4; July 23, 30

Harvest Date	
October 10	
Fertilizer Application(s)	**Date**
80-75-75-24s-10z	April 11
Herbicide Application(s)	**Date**
Dual Mag® 1.5 pt/ac Storm® 1.5 pt/ac, First Rate® 0.5 oz/ac, Basagran® 8 oz/ac Select® 1 pt/ac	April 14 June 29 July 10

Table 6. Performance of Early Planted Irrigated Soybean Cultivars, Rice Research and Extension Center, Stuttgart, Ark., 2023.

Variety/Experimental Line	2023	2-Year Average[a]	Moisture	Lodging[b]	Shatter Score[c]	Plant Height
	(bu./ac)		(%)			(in.)
Dyna-Gro S49XF43S	79.7	•	8.9	1.0	0.0	27.0
AG45XF3	77.6	84.0	10.3	1.0	0.0	27.0
Dyna-Gro S49XF82	75.7	•	9.8	1.0	0.3	29.0
NK49-T6E3S	74.9	•	9.7	1.3	0.0	29.3
DELTA GROW 48XF33/STS	74.5	•	9.8	1.0	0.0	32.0
DELTA GROW 49XF85/STS	74.0	•	10.6	1.0	0.3	23.0
AG48XF3	73.8	84.5	10.6	1.0	0.3	27.7
S17-17644	72.6	•	11.1	1.0	0.3	26.0
R18C-13665	72.6	•	10.8	2.0	0.7	47.0
Pioneer P47A64X	72.3	•	11.0	1.3	0.3	39.0
Progeny P4798XF	72.1	81.7	10.0	1.0	0.0	27.0
Dyna-Gro S47XF23S	72.0	•	10.0	1.0	0.0	25.7
Dyna-Gro S46XF31S	71.8	•	10.9	1.0	0.7	30.7
Eagle Seed ES4800E3	71.5	•	10.5	1.0	0.0	28.0
AG47XF2	71.5	•	12.4	1.0	0.0	25.7
Pioneer P46A90LX	70.9	•	11.1	1.0	0.3	29.3
R19C-2678	70.7	•	9.9	1.3	0.7	29.3
R19C-1035	70.5	•	10.0	1.0	0.0	32.0
NK44-Q5E3S	69.9	•	9.4	1.0	0.0	26.0
NK42-A6E3S	69.8	•	10.1	1.0	1.0	27.3
AG47XF4	69.7	•	10.1	1.0	0.0	25.7
Pioneer P44A21X	69.6	•	9.5	1.0	0.0	30.0
NK49-C2XFS	69.1	•	10.4	1.0	0.0	33.7
R19-39444	68.6	•	10.2	4.0	1.7	45.7
Progeny P4850E3	68.6	•	10.4	1.0	0.0	25.3
Progeny P4604XFS	68.5	77.4	10.2	1.0	0.0	27.7
Progeny P4623XFS	67.9	•	10.5	1.0	0.0	25.3
R19C-3147	67.3	•	10.4	1.0	0.0	26.7
NK46-B4XFS	67.2	•	9.6	1.0	0.3	29.3
Progeny P4947XFS	67.2	•	11.1	1.0	0.0	32.7
Progeny P4999E3S	67.1	•	11.0	1.0	0.3	29.3
Progeny P4775E3S	67.0	79.1	10.5	1.0	0.3	34.7
R19C-1012	66.7	75.1	10.8	1.0	0.3	35.7
Progeny P4691XFS	66.6	75.8	10.5	1.0	0.7	27.3
AG43XF2	66.6	•	11.1	1.0	0.0	26.3
NK44-J4XFS	66.4	•	10.3	1.0	1.0	28.0
Dyna-Gro S42XF93S	66.2	71.7	10.7	1.0	0.3	30.7
NK48-A8XFS	65.9	•	11.0	1.0	0.3	27.3
Pioneer P44A60LX	65.2	•	10.9	1.0	1.0	33.0
S19-10701	64.9	•	9.8	1.3	1.0	23.7
R19-39415	64.8	•	11.1	5.3	2.0	51.0
AG46XF3	64.7	76.2	10.6	1.0	0.0	27.0
AG48XF2	64.5	•	13.0	1.0	0.7	26.3
Eagle Seed ES4875XF	64.5	•	10.6	1.0	0.3	27.7
Progeny P4755XFS	64.0	•	11.3	1.0	0.0	29.3

Continued

Table 6. Performance of Early Planted Irrigated Soybean Cultivars, Rice Research and Extension Center, Stuttgart, Ark., 2023, Continued.

Variety/Experimental Line	2023	2-Year Average[a]	Moisture	Lodging[b]	Shatter Score[c]	Plant Height
	----------(bu./ac)----------		(%)			(in.)
Pioneer P48A04LX	63.4	•	9.9	1.0	0.0	31.3
AG44XF4	63.3	•	10.7	1.0	0.0	25.0
DELTA GROW 48X45	63.2	•	10.8	1.0	0.3	25.0
R19C-1001	62.9	•	10.9	1.3	0.0	32.7
Progeny P4778XFS	62.4	•	10.8	1.0	0.7	27.3
Pioneer P45A70LX	61.9	•	10.7	1.0	0.3	27.0
Pioneer P46A20LX	61.2	•	10.1	1.0	0.0	28.3
Progeny P4806XFS	60.0	69.2	10.2	1.0	0.0	28.0
AG42XF4	59.4	•	11.6	1.0	0.3	28.7
R19C-1081	59.2	•	11.1	1.0	2.3	29.7
Grand Mean	68.1	77.5	10.5	1.2	0.4	29.6
LSD	6.8	•	1.2	0.8	0.8	3.5
C.V.	7.4	•	8.5	•	•	8.8

[a] Average yield from 2022 and 2023.

[b] 1 = 10° angle; 2 = 11–20° angle; 3 = 21–30° angle; 4 = 31–40° angle; 5 = 41–50° angle; 6 = 51–60° angle; 7 = 61–70° angle; 8 = 71–80° angle; 9 = 81–90° angle.

[c] 0 = < 10%; 1 = 11–20%, 2 = 21–30%, 3 = 31–40%, 4 = 41–50%, 5 = 51–60%, 6 = 61–70%, 7 = 71–80%, 8 = 81–90%, 9 = 91–100%.

Table 7. Yields of Early Maturity Group IV (RM 4.0–4.5) Soybean Cultivars in Arkansas Performance Tests, 2023.[a]

Variety/ Experimental Line	Herbicide Technology	Relative Maturity	Harrisburg	Keiser	Kibler	Marianna	Newport	Pine Tree	Rohwer	Stuttgart Irrigated	Irrigated Mean	Stuttgart Dryland
			(bu./ac)									
AG42XF4	XtendFlex	4.2	74.3	64.7	82.7	59.7	82.7	68.3	67.1	57.0	69.5	29.4
AG43XF2	XtendFlex	4.3	81.0	74.9	93.0	69.3	79.9	72.6	73.8	65.0	76.2	36.8
AG44XF4	XtendFlex/SR	4.4	81.5	75.7	83.0	67.9	91.8	69.7	73.2	69.2	76.5	32.5
AG45XF3	XtendFlex	4.5	84.7	73.3	92.5	63.5	77.3	73.9	79.2	69.4	76.7	31.3
DELTA GROW 44XF75/STS	XtendFlex	4.4	74.4	75.5	95.2	66.9	74.4	70.6	64.9	66.6	73.5	34.9
DONMARIO DM45F23	XtendFlex	4.5	74.7	75.8	78.5	66.0	78.4	66.5	64.8	73.0	72.2	37.2
Dyna-Gro S42XF93S	XtendFlex	4.2	73.1	76.6	78.4	67.0	73.1	73.3	74.4	72.8	73.6	38.5
Innotech 4233E3S	Enlist E3/STS	4.2	80.5	51.6	82.3	56.0	74.7	74.9	74.7	70.5	70.6	33.3
Innotech 4545E3S	Enlist E3/STS	4.5	79.3	61.7	87.0	59.9	81.8	77.3	68.5	66.5	72.8	38.8
Integra XF4142S	XtendFlex	4.1	68.9	64.4	75.0	65.2	82.9	68.9	63.5	61.3	68.8	34.8
Integra XF4454S	XtendFlex	4.4	74.8	75.7	91.8	64.3	88.7	72.3	70.4	65.1	75.4	32.7
NK42-A6E3S	Enlist/STS	4.2	85.1	57.6	92.4	63.1	74.1	82.9	71.5	74.3	75.1	26.6
NK44-J4XFS	XtendFlex/STS	4.4	79.8	74.4	82.8	71.3	83.1	66.8	68.9	67.6	74.3	26.2
NK44-Q5E3S	Enlist/STS	4.4	85.1	62.4	84.7	64.1	81.0	71.0	75.8	71.1	74.4	26.7
Pioneer P44A21X	RR2 Xtend	4.4	78.3	79.4	81.4	70.4	85.3	72.9	75.8	66.3	76.2	38.1
Pioneer P44A60LX	RR2 Xtend Liberty	4.4	78.5	76.7	81.4	74.0	73.7	72.9	75.8	72.1	75.6	32.9
Pioneer P45A70LX	RR2 Xtend Liberty	4.5	76.5	74.6	85.9	76.0	82.7	76.2	77.6	72.5	77.8	34.2
R19C-1012	Conventional	4.4	70.7	59.0	73.0	57.3	63.4	58.0	64.7	68.9	64.4	33.7
R19C-1035	Conventional	4.5	67.5	61.7	82.0	55.5	77.7	61.5	62.5	68.8	67.2	34.5
R19C-1081	Conventional	4.3	73.3	63.5	68.7	69.7	78.8	65.4	64.5	69.2	69.1	35.6
Revere 4237XFS	XtendFlex/STS	4.2	71.6	68.9	83.1	64.2	83.9	65.0	75.1	63.8	72.0	33.3
Revere 4415XF	XtendFlex	4.4	75.5	74.7	84.2	59.0	78.7	70.0	65.7	67.4	71.9	37.4
Revere 4526XFS	XtendFlex/STS	4.5	82.1	71.1	83.7	57.9	72.4	73.5	71.1	68.6	72.5	39.3
S19-10701	Conventional	4.5	67.2	58.1	78.4	59.2	70.9	64.2	62.4	61.2	65.2	28.1
		GRAND MEAN	76.6	68.8	83.4	64.5	78.8	70.4	70.2	67.8	72.6	33.6
		LSD (5%)	7.2	3.7	10.5	6.9	8.3	6.0	8.4	4.6	2.5	5.7
		C.V.	6.8	3.9	9.2	7.8	7.6	6.2	8.7	5.0	7.3	12.4
Used only when comparing w/in Non-Xtend varieties		LSD (Non-Xtend)[b]	9.4	3.0	14.1	7.1	9.8	6.8	9.4	5.3	2.9	4.6
Used only when comparing w/in Xtend varieties		LSD (Xtend)[c]	6.0	4.1	9.1	6.9	8.1	6.0	8.5	3.9	2.3	6.6

[a] Harrisburg = Northeast Rice Research and Extension Center, Harrisburg, Ark.; Keiser = Northeast Research and Extension Center, Keiser, Ark.; Kibler = Vegetable Research Station, Alma, Ark.; Marianna = Lon Mann Cotton Research Station, Marianna, Ark.; Newport = Jackson County Extension Center, Newport, Ark.; Pine Tree = Pine Tree Research Station, Colt, Ark.; Rohwer = Rohwer Research Station, Rohwer, Ark.; Stuttgart Irrigated = Rice Research and Extension Center, Stuttgart, Ark.; Stuttgart Dryland = Rice Research and Extension Center, Stuttgart, Ark.

[b] Analysis of variance of Non-Xtend varieties (Conv., RR1, Enlist E3).

[c] Analysis of variance of Xtend varieties (Xtend, XtendFlex).

Table 8. Yields of Non-Xtend Early Maturity Group IV (RM 4.0–4.5) Soybean Cultivars in Arkansas Performance Tests, 2023.[a]

Variety/ Experimental Line	Herbicide Technology	Relative Maturity	Harrisburg	Keiser	Kibler	Marianna	Newport	Pine Tree	Rohwer	Stuttgart Irrigated	Stuttgart Dryland
			(bu./ac)								
R19C-1012	Conventional	4.4	70.7	59.0	73.0	57.3	63.4	58.0	64.7	68.9	33.7
R19C-1035	Conventional	4.5	67.5	61.7	82.0	55.5	77.7	61.5	62.5	68.8	34.5
R19C-1081	Conventional	4.3	73.3	63.5	68.7	69.7	78.8	65.4	64.5	69.2	35.6
S19-10701	Conventional	4.5	67.2	58.1	78.4	59.2	70.9	64.2	62.4	61.2	28.1
Innotech 4233E3S	Enlist E3/STS	4.2	80.5	51.6	82.3	56.0	74.7	74.9	74.7	70.5	33.3
Innotech 4545E3S	Enlist E3/STS	4.5	79.3	61.7	87.0	59.9	81.8	77.3	68.5	66.5	38.8
NK42-A6E3S	Enlist/STS	4.2	85.1	57.6	92.4	63.1	74.1	82.9	71.5	74.3	26.6
NK44-Q5E3S	Enlist/STS	4.4	85.1	62.4	84.7	64.1	81.0	71.0	75.8	71.1	26.7
		GRAND MEAN	76.1	59.5	81.1	60.6	75.3	69.4	68.1	68.8	32.2
		LSD (5%)	9.4	3.0	14.1	7.1	9.8	6.8	9.4	5.3	3.7
		C.V.	8.6	3.6	12.1	8.1	9.1	6.8	9.6	5.4	7.9

[a] Harrisburg = Northeast Rice Research and Extension Center, Harrisburg, Ark.; Keiser = Northeast Research and Extension Center, Keiser, Ark.; Kibler = Vegetable Research Station, Alma, Ark.; Marianna = Lon Mann Cotton Research Station, Marianna, Ark.; Newport = Jackson County Extension Center, Newport, Ark.; Pine Tree = Pine Tree Research Station, Colt, Ark.; Rohwer = Rohwer Research Station, Rohwer, Ark.; Stuttgart Irrigated = Rice Research and Extension Center, Stuttgart, Ark.; Stuttgart Dryland = Rice Research and Extension Center, Stuttgart, Ark.

Table 9. Yields of Xtend Early Maturity Group IV (RM 4.0–4.5) Soybean Cultivars in Arkansas Performance Tests, 2023.[a]

Variety/ Experimental Line	Herbicide Technology	Relative Maturity	Harrisburg	Keiser	Kibler	Marianna	Newport	Pine Tree	Rohwer	Stuttgart Irrigated	Stuttgart Dryland
			(bu./ac)								
Pioneer P44A21X	RR2 Xtend	4.4	78.3	79.4	81.4	70.4	85.3	72.9	75.8	66.3	38.1
Pioneer P44A60LX	RR2 Xtend Liberty	4.4	78.5	76.7	81.4	74.0	73.7	72.9	75.8	72.1	32.9
Pioneer P45A70LX	RR2 Xtend Liberty	4.5	76.5	74.6	85.9	76.0	82.7	76.2	77.6	72.5	34.2
AG42XF4	XtendFlex	4.2	74.3	64.7	82.7	59.7	82.7	68.3	67.1	57.0	29.4
AG43XF2	XtendFlex	4.3	81.0	74.9	93.0	69.3	79.9	72.6	73.8	65.0	36.8
AG45XF3	XtendFlex	4.5	84.7	73.3	92.5	63.5	77.3	73.9	79.2	69.4	31.3
DELTA GROW 44XF75/STS	XtendFlex	4.4	74.4	75.5	95.2	66.9	74.4	70.6	64.9	66.6	34.9
DONMARIO DM45F23	XtendFlex	4.5	74.7	75.8	78.5	66.0	78.4	66.5	64.8	73.0	37.2
Dyna-Gro S42XF93S	XtendFlex	4.2	73.1	76.6	78.4	67.0	73.1	73.3	74.4	72.8	38.5
Integra XF4142S	XtendFlex	4.1	68.9	64.4	75.0	65.2	82.9	68.9	63.5	61.3	34.8
Integra XF4454S	XtendFlex	4.4	74.8	75.7	91.8	64.3	88.7	72.3	70.4	65.1	32.7
Revere 4415XF	XtendFlex	4.4	75.5	74.7	84.2	59.0	78.7	70.0	65.7	67.4	37.4
AG44XF4	XtendFlex/SR	4.4	81.5	75.7	83.0	67.9	91.8	69.7	73.2	69.2	32.5
NK44-J4XFS	XtendFlex/STS	4.4	79.8	74.4	82.8	71.3	83.1	66.8	68.9	67.6	26.2
Revere 4237XFS	XtendFlex/STS	4.2	71.6	68.9	83.1	64.2	83.9	65.0	75.1	63.8	33.3
Revere 4526XFS	XtendFlex/STS	4.5	82.1	71.1	83.7	57.9	72.4	73.5	71.1	68.6	39.3
		GRAND MEAN	76.8	73.5	84.5	66.4	80.6	70.8	71.3	67.4	34.0
		LSD (5%)	6.0	4.1	9.1	6.9	8.1	6.0	8.5	3.9	6.6
		C.V.	5.7	4.0	7.8	7.5	7.2	6.1	8.6	4.2	14.0

[a] Harrisburg = Northeast Rice Research and Extension Center, Harrisburg, Ark.; Keiser = Northeast Research and Extension Center, Keiser, Ark.; Kibler = Vegetable Research Station, Alma, Ark.; Marianna = Lon Mann Cotton Research Station, Marianna, Ark.; Newport = Jackson County Extension Center, Newport, Ark.; Pine Tree = Pine Tree Research Station, Colt, Ark.; Rohwer = Rohwer Research Station, Rohwer, Ark.; Stuttgart Irrigated = Rice Research and Extension Center, Stuttgart, Ark.; Stuttgart Dryland = Rice Research and Extension Center, Stuttgart, Ark.

Table 10. Yields of Late Maturity Group IV (RM 4.6–4.9) Soybean Cultivars in Arkansas Performance Tests, 2023.[a]

Variety/ Experimental Line	Herbicide Technology	Relative Maturity	Harrisburg	Keiser	Kibler	Marianna	Newport	Pine Tree	Rohwer	Stuttgart Irrigated	Irrigated Mean	Stuttgart Dryland
			(bu./ac)									
AG46XF3	XtendFlex/SR	4.6	77.9	66.5	79.4	60.6	80.5	71.1	75.2	75.7	73.3	36.5
AG47XF2	XtendFlex/SR	4.7	80.6	74.3	81.3	64.7	82.3	70.7	74.3	74.8	75.4	43.9
AG47XF4	XtendFlex/SR	4.7	80.7	78.6	82.6	59.8	92.9	67.3	76.0	76.5	76.8	37.9
AG48XF2	XtendFlex	4.8	79.6	72.6	79.1	53.8	68.0	71.8	71.5	75.6	71.5	38.4
AG48XF3	XtendFlex/SR	4.8	79.5	69.2	75.5	52.1	76.5	71.5	74.3	79.5	72.3	36.9
Axis 4613XF	RR/LL/Xtend	4.6	81.4	78.0	72.6	58.4	86.9	70.6	74.4	79.3	75.2	39.9
Axis 4641XFS	RR/LL/Xtend/STS	4.6	72.4	72.8	80.7	55.9	79.1	71.6	66.7	75.1	71.8	40.2
Axis 4813XFS	RR/LL/Xtend/STS	4.8	84.4	71.9	75.4	55.2	76.7	69.0	70.3	65.4	71.0	36.7
DELTA GROW 46E10	Enlist 3	4.6	77.0	47.5	69.5	52.0	72.2	63.2	60.4	64.7	63.3	31.1
DELTA GROW 46E30	Enlist 3	4.6	84.9	54.2	70.5	57.7	56.8	75.2	67.9	74.4	67.7	39.7
DELTA GROW 46X65/STS	Xtend/STS	4.6	84.1	74.5	72.3	61.5	78.9	71.5	74.5	78.0	74.4	37.4
DELTA GROW 46XF54	Xtend Flex	4.6	87.0	69.8	78.7	62.7	81.0	72.1	74.9	67.6	74.2	39.2
DELTA GROW 47E20/STS	Enlist E3/STS	4.7	78.4	57.8	78.3	53.6	65.8	63.9	64.3	71.5	66.7	34.8
DELTA GROW 47XF38	XtendFlex	4.7	78.7	68.9	77.7	61.6	76.2	71.4	66.6	72.0	71.6	38.0
DELTA GROW 48E59	Enlist 3	4.8	84.3	52.7	72.9	56.8	73.9	73.4	67.3	74.2	69.4	33.3
DELTA GROW 48X45	Xtend	4.8	81.9	73.9	89.2	63.9	81.1	69.5	73.8	67.8	75.1	38.8
DELTA GROW 48XF33/STS	XtendFlex	4.8	80.6	70.9	73.3	56.0	78.0	73.2	73.3	74.9	72.5	32.3
DELTA GROW 48XF42	XtendFlex	4.8	81.3	76.1	89.4	55.7	84.1	69.8	74.6	71.2	75.3	35.0
DELTA GROW 49E30/STS	Enlist E3/STS	4.9	81.2	57.5	66.0	61.7	77.8	68.9	66.3	78.1	69.7	40.7
DELTA GROW 49XF85/STS	XtendFlex	4.9	88.3	76.1	80.4	53.6	72.9	75.3	61.9	79.3	73.5	33.4
DONMARIO DM48F53	XtendFlex	4.8	77.5	74.1	85.4	59.6	78.4	71.6	73.5	74.6	74.3	41.9
Dyna-Gro S46XF31S	XtendFlex	4.6	81.8	66.6	68.5	61.9	74.8	70.4	69.0	79.3	71.5	34.1
Dyna-Gro S47XF23S	XtendFlex	4.7	77.2	69.7	72.0	64.3	73.6	74.0	74.2	76.2	72.7	34.8
Dyna-Gro S49XF43S	XtendFlex	4.9	85.2	79.8	79.8	63.1	76.5	77.0	72.5	81.3	76.9	38.7
Dyna-Gro S49XF82	XtendFlex	4.9	83.6	68.1	74.9	54.1	66.6	63.9	60.8	72.7	68.1	31.7
Eagle Seed ES4800E3	Enlist 3	4.8	80.5	60.3	79.6	63.7	78.9	71.0	68.1	79.3	72.7	31.2
Eagle Seed ES4875XF	XtendFlex	4.8	79.3	65.9	78.5	62.7	91.9	69.9	70.3	74.1	74.1	39.3
Innotech 4983E3S	Enlist E3/STS	4.9	81.4	59.3	84.5	58.0	82.3	70.6	62.0	78.7	72.1	40.8
Innvictis B4603E	Enlist 3	4.6	87.7	51.9	75.4	58.3	70.3	72.2	69.1	80.8	70.7	41.1
Innvictis B4903E	Enlist 3	4.9	91.8	48.2	81.8	58.2	65.1	77.9	71.0	81.8	72.0	36.4
Integra X4660	Xtend	4.6	79.9	73.9	74.1	64.1	77.9	70.7	74.9	77.6	74.1	39.7
Integra XF4621S	XtendFlex	4.6	80.2	73.7	72.6	57.8	71.8	71.7	62.5	77.7	71.0	38.4
Integra XF4634S	XtendFlex	4.6	86.5	74.6	76.7	60.6	78.0	74.4	79.0	71.9	75.2	42.1
Integra XF4893S	XtendFlex	4.8	85.4	76.8	82.8	63.2	75.5	70.5	78.5	75.1	76.0	34.7
Integra XF4914S	XtendFlex	4.9	85.2	78.3	73.9	55.6	72.2	74.7	59.6	79.7	72.4	33.6

Continued

Table 10. Yields of Late Maturity Group IV (RM 4.6–4.9) Soybean Cultivars in Arkansas Performance Tests, 2023, Continued.[a]

Variety/ Experimental Line	Herbicide Technology	Relative Maturity	Harrisburg	Keiser	Kibler	Marianna	Newport	Pine Tree	Rohwer	Stuttgart Irrigated	Irrigated Mean	Stuttgart Dryland
			(bu./ac)									
NK46-B4XFS	XtendFlex/STS	4.6	76.9	72.9	83.1	57.9	79.5	68.1	73.2	75.5	73.4	37.5
NK48-A8XFS	XtendFlex/STS	4.8	80.7	70.7	80.3	55.7	78.4	69.8	70.7	76.2	72.8	37.9
NK49-C2XFS	XtendFlex/STS	4.9	87.2	75.1	90.3	61.6	77.2	72.6	70.3	82.9	77.1	35.7
NK49-T6E3S	Enlist 3/STS	4.9	83.2	61.2	76.3	59.7	68.6	69.4	55.7	78.6	69.1	34.4
Pioneer P46A20LX	RR2 Xtend Liberty	4.6	71.4	72.7	75.1	51.2	77.9	65.7	68.9	72.6	69.4	36.2
Pioneer P46A90LX	RR2 Xtend Liberty	4.6	79.4	76.6	86.7	65.8	71.3	71.4	76.3	78.0	75.7	41.4
Pioneer P47A64X	RR2 Xtend	4.7	85.6	75.0	84.5	70.2	76.8	70.7	73.4	82.7	77.4	38.5
Pioneer P48A04LX	RR2 Xtend Liberty	4.8	81.0	70.8	82.4	61.3	83.6	69.7	66.3	70.7	73.2	41.0
Progeny P4604XFS	XtendFlex/STS	4.6	76.6	72.1	81.9	56.3	74.7	71.0	66.8	75.8	71.9	38.2
Progeny P4623XFS	XtendFlex/STS	4.6	80.5	77.7	80.4	67.9	82.4	73.2	75.2	76.5	76.7	37.6
Progeny P4665XFS	XtendFlex/STS	4.6	90.5	71.7	91.4	59.0	69.7	70.8	76.1	74.1	75.4	37.0
Progeny P4691XFS	XtendFlex/STS	4.6	81.7	73.2	81.2	48.6	80.4	70.9	68.0	72.5	72.1	41.2
Progeny P4755XFS	XtendFlex/STS	4.7	77.7	73.0	90.8	63.3	81.0	70.1	67.4	73.8	74.6	39.0
Progeny P4775E3S	Enlist 3/STS	4.7	78.4	57.2	80.1	53.6	67.2	60.1	70.2	73.0	67.5	34.9
Progeny P4778XFS	XtendFlex/STS	4.7	79.0	68.0	72.0	46.9	69.2	64.4	70.9	72.2	67.8	38.0
Progeny P4798XF	XtendFlex	4.7	83.8	69.5	82.2	57.8	76.0	67.4	69.7	78.0	73.0	37.3
Progeny P4806XFS	XtendFlex/STS	4.8	62.3	71.9	71.8	58.4	79.3	68.0	62.9	76.6	68.9	31.9
Progeny P4850E3	Enlist 3	4.8	85.3	48.0	65.7	56.4	71.2	76.7	67.0	77.9	68.5	38.2
Progeny P4947XFS	XtendFlex/STS	4.9	86.6	76.9	94.6	61.3	74.2	76.3	76.2	73.8	77.5	43.4
Progeny P4999E3S	Enlist 3/ STS	4.9	80.5	55.5	72.0	62.6	79.7	65.2	69.9	81.7	70.9	41.5
R18C-13665	Conventional	4.9	76.0	60.6	68.0	53.3	72.0	62.4	63.9	74.8	66.4	33.8
R19-39415	Conventional	4.8	64.8	58.7	69.3	43.5	46.2	56.0	50.5	63.6	56.6	32.6
R19-39444	Conventional	4.8	62.8	54.0	53.4	39.9	49.7	54.5	49.7	65.7	53.7	35.9
R19C-1001	Conventional	4.9	72.9	57.9	74.4	54.8	70.5	65.6	58.5	66.3	65.1	40.7
R19C-2678	Conventional	4.8	74.4	58.0	71.4	49.4	67.5	56.6	52.4	64.4	61.8	33.0
R19C-3147	Conventional	4.9	56.4	56.7	63.5	48.5	53.5	57.7	47.7	69.9	56.7	34.2
Revere 4727XF	XtendFlex	4.7	82.2	74.3	75.3	52.9	83.2	63.6	71.5	72.0	71.9	40.4
Revere 4731XF	XtendFlex	4.7	75.4	74.5	73.8	63.5	75.7	69.4	71.1	76.9	72.5	41.3
Revere 4826XFS	XtendFlex/STS	4.8	85.5	71.6	79.5	62.7	75.7	69.4	74.9	77.2	74.6	38.9
Revere 4925XFS	XtendFlex/STS	4.9	80.0	68.4	74.9	60.2	73.8	59.0	67.0	75.6	69.9	40.0

Continued

Table 10. Yields of Late Maturity Group IV (RM 4.6–4.9) Soybean Cultivars in Arkansas Performance Tests, 2023, Continued.[a]

Variety/ Experimental Line	Herbicide Technology	Relative Maturity	Harrisburg	Keiser	Kibler	Marianna	Newport	Pine Tree	Rohwer	Stuttgart Irrigated	Irrigated Mean	Stuttgart Dryland
			(bu./ac)									
Revere 4934XF	XtendFlex	4.9	77.9	72.0	90.3	59.9	75.9	70.1	62.2	76.6	73.1	43.1
S17-17644	Conventional	4.8	76.1	52.8	59.9	61.9	80.8	66.3	63.7	69.1	66.3	31.8
USG 7461XFS	XtendFlex/STS	4.6	79.0	71.9	84.0	64.7	68.9	72.0	71.1	75.4	73.4	41.5
USG 7463XF	Xtendflex	4.6	78.4	73.3	82.8	61.7	81.5	71.7	70.8	76.8	74.6	39.5
USG 7474XFS	XtendFlex/STS	4.7	81.6	76.5	79.0	59.2	63.1	68.1	80.0	78.1	73.2	35.5
UA46i20c	Conventional	4.6	64.3	52.6	68.1	49.5	67.7	60.2	60.2	66.5	61.1	37.6
		GRAND MEAN	79.8	67.7	77.4	58.1	74.6	69.1	68.5	74.8	71.2	37.5
		LSD (5%)	7.8	4.6	12.5	6.1	7.5	5.4	8.6	5.1	2.7	6.5
		C.V.	7.3	5.1	12.0	7.8	7.4	5.7	9.3	5.1	7.9	12.7
Used only when comparing w/in Non-Xtend varieties		LSD (Non-Xtend)[b]	8.8	3.8	12.5	5.1	8.1	4.5	8.3	4.4	2.6	6.4
Used only when comparing w/in Xtend varieties		LSD (Xtend)[c]	7.5	5.0	12.5	6.5	7.3	5.7	8.8	5.5	2.7	6.4

[a] Harrisburg = Northeast Rice Research and Extension Center, Harrisburg, Ark.; Keiser = Northeast Research and Extension Center, Keiser, Ark.; Kibler = Vegetable Research Station, Alma, Ark.; Marianna = Lon Mann Cotton Research Station, Marianna, Ark.; Newport = Jackson County Extension Center, Newport, Ark.; Pine Tree = Pine Tree Research Station, Colt, Ark.; Rohwer = Rohwer Research Station, Rohwer, Ark.; Stuttgart Irrigated = Rice Research and Extension Center, Stuttgart, Ark.; Stuttgart Dryland = Rice Research and Extension Center, Stuttgart, Ark.

[b] Analysis of variance of Non-Xtend varieties (Conv., RR1, Enlist E3).

[c] Analysis of variance of Xtend varieties (Xtend, XtendFlex).

Table 11. Yields of Non-Xtend Late Maturity Group IV (RM 4.6–4.9) Soybean Cultivars in Arkansas Performance Tests, 2023.[a]

Variety/ Experimental Line	Herbicide Technology	Relative Maturity	Harrisburg	Keiser	Kibler	Marianna	Newport	Pine Tree	Rohwer	Stuttgart Irrigated	Stuttgart Dryland
			(bu./ac)								
R18C-13665	Conventional	4.9	76.0	60.6	68.0	53.3	72.0	62.4	63.9	74.8	33.8
R19-39415	Conventional	4.8	64.8	58.7	69.3	43.5	46.2	56.0	50.5	63.6	32.6
R19-39444	Conventional	4.8	62.8	54.0	53.4	39.9	49.7	54.5	49.7	65.7	35.9
R19C-1001	Conventional	4.9	72.9	57.9	74.4	54.8	70.5	65.6	58.5	66.3	40.7
R19C-2678	Conventional	4.8	74.4	58.0	71.4	49.4	67.5	56.6	52.4	64.4	33.0
R19C-3147	Conventional	4.9	56.4	56.7	63.5	48.5	53.5	57.7	47.7	69.9	34.2
S17-17644	Conventional	4.8	76.1	52.8	59.9	61.9	80.8	66.3	63.7	69.1	31.8
UA46i20c	Conventional	4.6	64.3	52.6	68.1	49.5	67.7	60.2	60.2	66.5	37.6
DELTA GROW 46E10	Enlist 3	4.6	77.0	47.5	69.5	52.0	72.2	63.2	60.4	64.7	31.1
DELTA GROW 46E30	Enlist 3	4.6	84.9	54.2	70.5	57.7	56.8	75.2	67.9	74.4	39.7
DELTA GROW 48E59	Enlist 3	4.8	84.3	52.7	72.9	56.8	73.9	73.4	67.3	74.2	33.3
Eagle Seed ES4800E3	Enlist 3	4.8	80.5	60.3	79.6	63.7	78.9	71.0	68.1	79.3	31.2
Innvictis B4603E	Enlist 3	4.6	87.7	51.9	75.4	58.3	70.3	72.2	69.1	80.8	41.1
Innvictis B4903E	Enlist 3	4.9	91.8	48.2	81.8	58.2	65.1	77.9	71.0	81.8	36.4
Progeny P4850E3	Enlist 3	4.8	85.3	48.0	65.7	56.4	71.2	76.7	67.0	77.9	38.2
Progeny P4999E3S	Enlist 3/ STS	4.9	80.5	55.5	72.0	62.6	79.7	65.2	69.9	81.7	41.5
NK49-T6E3S	Enlist 3/STS	4.9	83.2	61.2	76.3	59.7	68.6	69.4	55.7	78.6	34.4
Progeny P4775E3S	Enlist 3/STS	4.7	78.4	57.2	80.1	53.6	67.2	60.1	70.2	73.0	34.9
DELTA GROW 47E20/STS	Enlist E3/STS	4.7	78.4	57.8	78.3	53.6	65.8	63.9	64.3	71.5	34.8
DELTA GROW 49E30/STS	Enlist E3/STS	4.9	81.2	57.5	66.0	61.7	77.8	68.9	66.3	78.1	40.7
Innotech 4983E3S	Enlist E3/STS	4.9	81.4	59.3	84.5	58.0	82.3	70.6	62.0	78.7	40.8
		GRAND MEAN	77.2	55.4	71.5	54.9	68.5	66.0	62.2	73.1	36.1
		LSD (5%)	8.8	3.8	12.5	5.1	8.1	4.5	8.3	4.4	6.4
		C.V.	8.3	4.9	12.7	6.8	8.6	5.0	9.7	4.4	12.8

[a] Harrisburg = Northeast Rice Research and Extension Center, Harrisburg, Ark.; Keiser = Northeast Research and Extension Center, Keiser, Ark.; Kibler = Vegetable Research Station, Alma, Ark.; Marianna = Lon Mann Cotton Research Station, Marianna, Ark.; Newport = Jackson County Extension Center, Newport, Ark.; Pine Tree = Pine Tree Research Station, Colt, Ark.; Rohwer = Rohwer Research Station, Rohwer, Ark.; Stuttgart Irrigated = Rice Research and Extension Center, Stuttgart, Ark.; Stuttgart Dryland = Rice Research and Extension Center, Stuttgart, Ark.

Table 12. Yields of Xtend Late Maturity Group IV (RM 4.6–4.9) Soybean Cultivars in Arkansas Performance Tests, 2023.[a]

Variety/ Experimental Line	Herbicide Technology	Relative Maturity	Harrisburg	Keiser	Kibler	Marianna	Newport	Pine Tree	Rohwer	Stuttgart Irrigated	Stuttgart Dryland
			(bu./ac)								
Axis 4613XF	RR/LL/Xtend	4.6	81.4	78.0	72.6	58.4	86.9	70.6	74.4	79.3	39.9
Axis 4641XFS	RR/LL/Xtend/STS	4.6	72.4	72.8	80.7	55.9	79.1	71.6	66.7	75.1	40.2
Axis 4813XFS	RR/LL/Xtend/STS	4.8	84.4	71.9	75.4	55.2	76.7	69.0	70.3	65.4	36.7
Pioneer P47A64X	RR2 Xtend	4.7	85.6	75.0	84.5	70.2	76.8	70.7	73.4	82.7	38.5
Pioneer P46A20LX	RR2 Xtend Liberty	4.6	71.4	72.7	75.1	51.2	77.9	65.7	68.9	72.6	36.2
Pioneer P46A90LX	RR2 Xtend Liberty	4.6	79.4	76.6	86.7	65.8	71.3	71.4	76.3	78.0	41.4
Pioneer P48A04LX	RR2 Xtend Liberty	4.8	81.0	70.8	82.4	61.3	83.6	69.7	66.3	70.7	41.0
DELTA GROW 48X45	Xtend	4.8	81.9	73.9	89.2	63.9	81.1	69.5	73.8	67.8	38.8
Integra X4660	Xtend	4.6	79.9	73.9	74.1	64.1	77.9	70.7	74.9	77.6	39.7
DELTA GROW 46XF54	Xtend Flex	4.6	87.0	69.8	78.7	62.7	81.0	72.1	74.9	67.6	39.2
DELTA GROW 46X65/STS	Xtend/STS	4.6	84.1	74.5	72.3	61.5	78.9	71.5	74.5	78.0	37.4
AG48XF2	XtendFlex	4.8	79.6	72.6	79.1	53.8	68.0	71.8	71.5	75.6	38.4
DELTA GROW 47XF38	XtendFlex	4.7	78.7	68.9	77.7	61.6	76.2	71.4	66.6	72.0	38.0
DELTA GROW 48XF33/STS	XtendFlex	4.8	80.6	70.9	73.3	56.0	78.0	73.2	73.3	74.9	32.3
DELTA GROW 48XF42	XtendFlex	4.8	81.3	76.1	89.4	55.7	84.1	69.8	74.6	71.2	35.0
DELTA GROW 49XF85/STS	XtendFlex	4.9	88.3	76.1	80.4	53.6	72.9	75.3	61.9	79.3	33.4
DONMARIO DM48F53	XtendFlex	4.8	77.5	74.1	85.4	59.6	78.4	71.6	73.5	74.6	41.9
Dyna-Gro S46XF31S	XtendFlex	4.6	81.8	66.6	68.5	61.9	74.8	70.4	69.0	79.3	34.1
Dyna-Gro S47XF23S	XtendFlex	4.7	77.2	69.7	72.0	64.3	73.6	74.0	74.2	76.2	34.8
Dyna-Gro S49XF43S	XtendFlex	4.9	85.2	79.8	79.8	63.1	76.5	77.0	72.5	81.3	38.7
Dyna-Gro S49XF82	XtendFlex	4.9	83.6	68.1	74.9	54.1	66.6	63.9	60.8	72.7	31.7
Eagle Seed ES4875XF	XtendFlex	4.8	79.3	65.9	78.5	62.7	91.9	69.9	70.3	74.1	39.3
Integra XF4621S	XtendFlex	4.6	80.2	73.7	72.6	57.8	71.8	71.7	62.5	77.7	38.4
Integra XF4634S	XtendFlex	4.6	86.5	74.6	76.7	60.6	78.0	74.4	79.0	71.9	42.1
Integra XF4893S	XtendFlex	4.8	85.4	76.8	82.8	63.2	75.5	70.5	78.5	75.1	34.7
Integra XF4914S	XtendFlex	4.9	85.2	78.3	73.9	55.6	72.2	74.7	59.6	79.7	33.6
Progeny P4798XF	XtendFlex	4.7	83.8	69.5	82.2	57.8	76.0	67.4	69.7	78.0	37.3
Revere 4727XF	XtendFlex	4.7	82.2	74.3	75.3	52.9	83.2	63.6	71.5	72.0	40.4
Revere 4731XF	XtendFlex	4.7	75.4	74.5	73.8	63.5	75.7	69.4	71.1	76.9	41.3
Revere 4934XF	XtendFlex	4.9	77.9	72.0	90.3	59.9	75.9	70.1	62.2	76.6	43.1
USG 7463XF	Xtendflex	4.6	78.4	73.3	82.8	61.7	81.5	71.7	70.8	76.8	39.5
AG46XF3	XtendFlex/SR	4.6	77.9	66.5	79.4	60.6	80.5	71.1	75.2	75.7	36.5
AG47XF2	XtendFlex/SR	4.7	80.6	74.3	81.3	64.7	82.3	70.7	74.3	74.8	43.9
AG47XF4	XtendFlex/SR	4.7	80.7	78.6	82.6	59.8	92.9	67.3	76.0	76.5	37.9
AG48XF3	XtendFlex/SR	4.8	79.5	69.2	75.5	52.1	76.5	71.5	74.3	79.5	36.9

Continued

Table 12. Yields of Xtend Late Maturity Group IV (RM 4.6–4.9) Soybean Cultivars in Arkansas Performance Tests, 2023, Continued.[a]

Variety/ Experimental Line	Herbicide Technology	Relative Maturity	Harrisburg	Keiser	Kibler	Marianna	Newport	Pine Tree	Rohwer	Stuttgart Irrigated	Stuttgart Dryland
			(bu./ac)								
NK46-B4XFS	XtendFlex/STS	4.6	76.9	72.9	83.1	57.9	79.5	68.1	73.2	75.5	37.5
NK48-A8XFS	XtendFlex/STS	4.8	80.7	70.7	80.3	55.7	78.4	69.8	70.7	76.2	37.9
NK49-C2XFS	XtendFlex/STS	4.9	87.2	75.1	90.3	61.6	77.2	72.6	70.3	82.9	35.7
Progeny P4604XFS	XtendFlex/STS	4.6	76.6	72.1	81.9	56.3	74.7	71.0	66.8	75.8	38.2
Progeny P4623XFS	XtendFlex/STS	4.6	80.5	77.7	80.4	67.9	82.4	73.2	75.2	76.5	37.6
Progeny P4665XFS	XtendFlex/STS	4.6	90.5	71.7	91.4	59.0	69.7	70.8	76.1	74.1	37.0
Progeny P4691XFS	XtendFlex/STS	4.6	81.7	73.2	81.2	48.6	80.4	70.9	68.0	72.5	41.2
Progeny P4755XFS	XtendFlex/STS	4.7	77.7	73.0	90.8	63.3	81.0	70.1	67.4	73.8	39.0
Progeny P4778XFS	XtendFlex/STS	4.7	79.0	68.0	72.0	46.9	69.2	64.4	70.9	72.2	38.0
Progeny P4806XFS	XtendFlex/STS	4.8	62.3	71.9	71.8	58.4	79.3	68.0	62.9	76.6	31.9
Progeny P4947XFS	XtendFlex/STS	4.9	86.6	76.9	94.6	61.3	74.2	76.3	76.2	73.8	43.4
Revere 4826XFS	XtendFlex/STS	4.8	85.5	71.6	79.5	62.7	75.7	69.4	74.9	77.2	38.9
Revere 4925XFS	XtendFlex/STS	4.9	80.0	68.4	74.9	60.2	73.8	59.0	67.0	75.6	40.0
USG 7461XFS	XtendFlex/STS	4.6	79.0	71.9	84.0	64.7	68.9	72.0	71.1	75.4	41.5
USG 7474XFS	XtendFlex/STS	4.7	81.6	76.5	79.0	59.2	63.1	68.1	80.0	78.1	35.5
		GRAND MEAN	80.8	72.9	79.9	59.4	77.2	70.4	71.2	75.5	38.1
		LSD (5%)	7.5	5.0	12.5	6.5	7.3	5.7	8.8	5.5	6.4
		C.V.	6.9	5.1	11.5	8.1	7.0	6.0	9.2	5.3	12.5

[a] Harrisburg = Northeast Rice Research and Extension Center, Harrisburg, Ark.; Keiser = Northeast Research and Extension Center, Keiser, Ark.; Kibler = Vegetable Research Station, Alma, Ark.; Marianna = Lon Mann Cotton Research Station, Marianna, Ark.; Newport = Jackson County Extension Center, Newport, Ark.; Pine Tree = Pine Tree Research Station, Colt, Ark.; Rohwer = Rohwer Research Station, Rohwer, Ark.; Stuttgart Irrigated = Rice Research and Extension Center, Stuttgart, Ark.; Stuttgart Dryland = Rice Research and Extension Center, Stuttgart, Ark.

Table 13. Yields of Maturity Group V (RM 5.0–5.9) Soybean Cultivars in Arkansas Performance Tests, 2023.[a]

Variety/ Experimental Line	Herbicide Technology	Relative Maturity	Harrisburg	Keiser	Kibler	Marianna	Pine Tree	Rohwer	Stuttgart Irrigated	Irrigated Mean	Stuttgart Dryland
			(bu./ac)								
AG52XF0	XtendFlex	5.2	84.2	68.7	90.5	61.1	72.9	78.5	75.3	75.9	36.8
AG53XF2	XtendFlex	5.3	74.9	72.4	80.0	50.3	68.9	67.1	66.1	68.5	29.9
AG56XF2	XtendFlex	5.6	67.9	64.5	83.6	51.2	62.5	67.8	72.7	67.2	28.4
DELTA GROW 52XF22	XtendFlex	5.2	79.0	61.7	87.2	53.3	72.9	71.0	75.1	71.5	34.9
DELTA GROW 53XF95/STS	XtendFlex	5.3	88.7	72.2	85.3	58.2	76.1	68.7	75.0	74.9	32.8
DELTA GROW 55X25	Xtend	5.5	61.8	64.6	76.6	50.5	60.0	68.4	72.7	64.9	26.2
DELTA GROW 55XF23	XtendFlex	5.5	52.4	48.0	80.1	39.4	53.2	53.2	73.1	57.1	30.1
Innvictis A5003XF	XtendFlex	5.0	89.9	72.6	84.3	56.2	73.7	75.8	78.7	75.9	35.4
Innvictis A5813XF	XtendFlex	5.8	53.8	46.5	92.5	40.5	53.0	57.3	76.5	60.0	26.9
Innvictis B5013E	Enlist 3	5.0	79.0	54.6	86.2	55.5	71.8	73.4	80.9	71.6	34.8
NK52-D6E3	Enlist	5.2	91.9	63.8	86.0	56.2	74.7	76.5	80.3	75.6	35.6
NK54-J9XFS	XtendFlex/STS	5.4	77.0	68.9	93.9	49.1	68.1	70.5	78.2	72.2	44.2
NK56-Z6XFS	XtendFlex/STS	5.6	66.1	57.7	85.4	49.2	63.3	61.1	79.6	66.0	33.0
Progeny P5056XFS	XtendFlex/STS	5.0	84.4	64.0	83.0	59.1	71.0	73.7	78.3	73.4	31.2
Progeny P5441XF	XtendFlex	5.4	62.9	53.3	83.0	33.4	52.7	52.0	75.6	59.0	32.2
Progeny P5641XF	XtendFlex	5.6	60.6	61.0	89.2	42.4	55.0	59.1	75.9	63.3	23.6
Progeny P5751XF	XtendFlex	5.7	55.6	45.8	85.0	41.8	47.4	58.5	76.3	58.6	29.9
R18-10491	Conventional	5.4	53.1	50.8	74.4	48.3	52.2	64.1	65.1	58.3	31.4
R18-10919	Conventional	5.4	64.2	52.5	72.4	53.6	58.3	66.0	68.4	62.2	28.1
R19-410712	Conventional	5.4	55.7	51.8	72.8	47.2	62.1	66.4	71.7	61.1	31.8
R19-411424	Conventional	5.2	67.0	53.0	67.9	51.4	62.5	65.5	66.1	61.9	36.8
R19-424115b	Conventional	5.2	65.4	55.8	74.6	43.1	52.7	53.3	66.0	58.7	27.1
R19-42447b	Conventional	5.3	62.8	58.3	77.9	43.5	61.0	59.8	69.1	61.8	31.2
R19-4593	Conventional	5.3	64.2	56.6	78.0	56.4	68.0	65.8	74.6	66.2	39.8
R19-45980	Conventional	5.4	68.6	60.8	77.2	56.2	66.5	64.2	72.6	66.6	38.2

Continued

Table 13. Yields of Maturity Group V (RM 5.0–5.9) Soybean Cultivars in Arkansas Performance Tests, 2023, Continued.[a]

Variety/ Experimental Line	Herbicide Technology	Relative Maturity	Harrisburg	Keiser	Kibler	Marianna	Pine Tree	Rohwer	Stuttgart Irrigated	Irrigated Mean	Stuttgart Dryland
			(bu./ac)								
R19-46252	Conventional	5.4	67.0	58.3	73.9	49.8	58.1	56.4	71.5	62.1	35.4
R19C-3085	Conventional	5.1	67.5	55.1	74.0	56.7	67.3	62.8	65.7	64.2	36.7
R19C-3194	Conventional	5.3	58.8	52.5	72.6	43.9	57.4	57.0	66.4	58.4	34.8
Revere 5029XFS	XtendFlex/STS	5.0	81.9	70.7	80.3	59.6	73.2	76.0	80.4	74.6	37.2
Revere 5143E3	Enlist E3	5.0	89.3	62.4	89.2	50.5	78.2	77.1	81.7	75.5	37.3
S18-6013	Conventional	5.4	78.4	63.1	95.0	59.1	75.8	67.5	81.1	74.3	33.9
S18-6328	Conventional	5.2	73.3	61.4	73.7	64.1	75.9	67.6	70.3	69.5	36.6
		GRAND MEAN	70.2	59.5	81.4	51.0	64.6	65.6	73.8	66.6	33.2
		LSD (5%)	4.6	4.1	7.8	4.0	4.6	5.2	3.7	1.9	6.3
		C.V.	4.8	5.0	7.0	5.8	5.2	5.8	3.6	5.5	13.9
Use only when comparing w/in Non-Xtend varieties		LSD (Non-Xtend)[b]	4.8	3.8	7.4	3.7	4.6	4.6	3.3	1.8	6.9
Use only when comparing w/in Xtend varieties		LSD (Xtend)[c]	4.6	4.0	8.7	4.5	4.8	6.0	4.1	2.0	6.0

[a] Harrisburg = Northeast Rice Research and Extension Center, Harrisburg, Ark.; Keiser = Northeast Research and Extension Center, Keiser, Ark.; Kibler = Vegetable Research Station, Alma, Ark.; Marianna = Lon Mann Cotton Research Station, Marianna, Ark.; Newport = Jackson County Extension Center, Newport, Ark.; Pine Tree = Pine Tree Research Station, Colt, Ark.; Rohwer = Rohwer Research Station, Rohwer, Ark.; Stuttgart Irrigated = Rice Research and Extension Center, Stuttgart, Ark.; Stuttgart Dryland = Rice Research and Extension Center, Stuttgart, Ark.

[b] Analysis of variance of Non-Xtend varieties (Conv., RR1, Enlist E3).

[c] Analysis of variance of Xtend varieties (Xtend, XtendFlex).

Table 14. Yields of Non-Xtend Maturity Group V (RM 5.0–5.9) Soybean Cultivars in Arkansas Performance Tests, 2023.[a]

Variety/ Experimental Line	Herbicide Technology	Relative Maturity	Harrisburg	Keiser	Kibler	Marianna	Pine Tree	Rohwer	Stuttgart Irrigated	Stuttgart Dryland
			(bu./ac)							
R18-10491	Conventional	5.4	53.1	50.8	74.4	48.3	52.2	64.1	65.1	31.4
R18-10919	Conventional	5.4	64.2	52.5	72.4	53.6	58.3	66.0	68.4	28.1
R19-410712	Conventional	5.4	55.7	51.8	72.8	47.2	62.1	66.4	71.7	31.8
R19-411424	Conventional	5.2	67.0	53.0	67.9	51.4	62.5	65.5	66.1	36.8
R19-424115b	Conventional	5.2	65.4	55.8	74.6	43.1	52.7	53.3	66.0	27.1
R19-42447b	Conventional	5.3	62.8	58.3	77.9	43.5	61.0	59.8	69.1	31.2
R19-4593	Conventional	5.3	64.2	56.6	78.0	56.4	68.0	65.8	74.6	39.8
R19-45980	Conventional	5.4	68.6	60.8	77.2	56.2	66.5	64.2	72.6	38.2
R19-46252	Conventional	5.4	67.0	58.3	73.9	49.8	58.1	56.4	71.5	35.4
R19C-3085	Conventional	5.1	67.5	55.1	74.0	56.7	67.3	62.8	65.7	36.7
R19C-3194	Conventional	5.3	58.8	52.5	72.6	43.9	57.4	57.0	66.4	34.8
S18-6013	Conventional	5.4	78.4	63.1	95.0	59.1	75.8	67.5	81.1	33.9
S18-6328	Conventional	5.2	73.3	61.4	73.7	64.1	75.9	67.6	70.3	36.6
NK52-D6E3	Enlist	5.2	91.9	63.8	86.0	56.2	74.7	76.5	80.3	35.6
Innvictis B5013E	Enlist 3	5.0	79.0	54.6	86.2	55.5	71.8	73.4	80.9	34.8
Revere 5143E3	Enlist E3	5.0	89.3	62.4	89.2	50.5	78.2	77.1	81.7	37.3
		GRAND MEAN	69.1	56.9	77.8	52.2	65.2	65.2	72.0	34.3
		LSD (5%)	4.8	3.8	7.4	3.7	4.6	4.6	3.3	6.9
		C.V.	5.0	4.9	6.9	5.2	5.1	5.1	3.3	14.5

[a] Harrisburg = Northeast Rice Research and Extension Center, Harrisburg, Ark.; Keiser = Northeast Research and Extension Center, Keiser, Ark.; Kibler = Vegetable Research Station, Alma, Ark.; Marianna = Lon Mann Cotton Research Station, Marianna, Ark.; Newport = Jackson County Extension Center, Newport, Ark.; Pine Tree = Pine Tree Research Station, Colt, Ark.; Rohwer = Rohwer Research Station, Rohwer, Ark.; Stuttgart Irrigated = Rice Research and Extension Center, Stuttgart, Ark.; Stuttgart Dryland = Rice Research and Extension Center, Stuttgart, Ark.

Table 15. Yields of Xtend Maturity Group V (RM 5.0–5.9) Soybean Cultivars in Arkansas Performance Tests, 2023.[a]

Variety/ Experimental Line	Herbicide Technology	Relative Maturity	Harrisburg	Keiser	Kibler	Marianna	Pine Tree	Rohwer	Stuttgart Irrigated	Stuttgart Dryland
			----------(bu./ac)----------							
DELTA GROW 55X25	Xtend	5.5	61.8	64.6	76.6	50.5	60.0	68.4	72.7	26.2
AG52XF0	XtendFlex	5.2	84.2	68.7	90.5	61.1	72.9	78.5	75.3	36.8
AG53XF2	XtendFlex	5.3	74.9	72.4	80.0	50.3	68.9	67.1	66.1	29.9
AG56XF2	XtendFlex	5.6	67.9	64.5	83.6	51.2	62.5	67.8	72.7	28.4
DELTA GROW 52XF22	XtendFlex	5.2	79.0	61.7	87.2	53.3	72.9	71.0	75.1	34.9
DELTA GROW 53XF95/STS	XtendFlex	5.3	88.7	72.2	85.3	58.2	76.1	68.7	75.0	32.8
DELTA GROW 55XF23	XtendFlex	5.5	52.4	48.0	80.1	39.4	53.2	53.2	73.1	30.1
Innvictis A5003XF	XtendFlex	5.0	89.9	72.6	84.3	56.2	73.7	75.8	78.7	35.4
Innvictis A5813XF	XtendFlex	5.8	53.8	46.5	92.5	40.5	53.0	57.3	76.5	26.9
Progeny P5441XF	XtendFlex	5.4	62.9	53.3	83.0	33.4	52.7	52.0	75.6	32.2
Progeny P5641XF	XtendFlex	5.6	60.6	61.0	89.2	42.4	55.0	59.1	75.9	23.6
Progeny P5751XF	XtendFlex	5.7	55.6	45.8	85.0	41.8	47.4	58.5	76.3	29.9
NK54-J9XFS	XtendFlex/STS	5.4	77.0	68.9	93.9	49.1	68.1	70.5	78.2	44.2
NK56-Z6XFS	XtendFlex/STS	5.6	66.1	57.7	85.4	49.2	63.3	61.1	79.6	33.0
Progeny P5056XFS	XtendFlex/STS	5.0	84.4	64.0	83.0	59.1	71.0	73.7	78.3	31.2
Revere 5029XFS	XtendFlex/STS	5.0	81.9	70.7	80.3	59.6	73.2	76.0	80.4	37.2
		GRAND MEAN	71.3	62.0	85.0	49.7	64.0	66.2	75.6	32.0
		LSD (5%)	4.6	4.0	8.7	4.5	4.8	6.0	4.1	6.0
		C.V.	4.7	4.6	7.4	6.5	5.4	6.5	4.0	13.5

[a] Harrisburg = Northeast Rice Research and Extension Center, Harrisburg, Ark.; Keiser = Northeast Research and Extension Center, Keiser, Ark.; Kibler = Vegetable Research Station, Alma, Ark.; Marianna = Lon Mann Cotton Research Station, Marianna, Ark.; Newport = Jackson County Extension Center, Newport, Ark.; Pine Tree = Pine Tree Research Station, Colt, Ark.; Rohwer = Rohwer Research Station, Rohwer, Ark.; Stuttgart Irrigated = Rice Research and Extension Center, Stuttgart, Ark.; Stuttgart Dryland = Rice Research and Extension Center, Stuttgart, Ark.

Harrisburg: Northeast Rice Research and Extension Center (NERREC)

Irrigated Soybean Cultivars, 2023

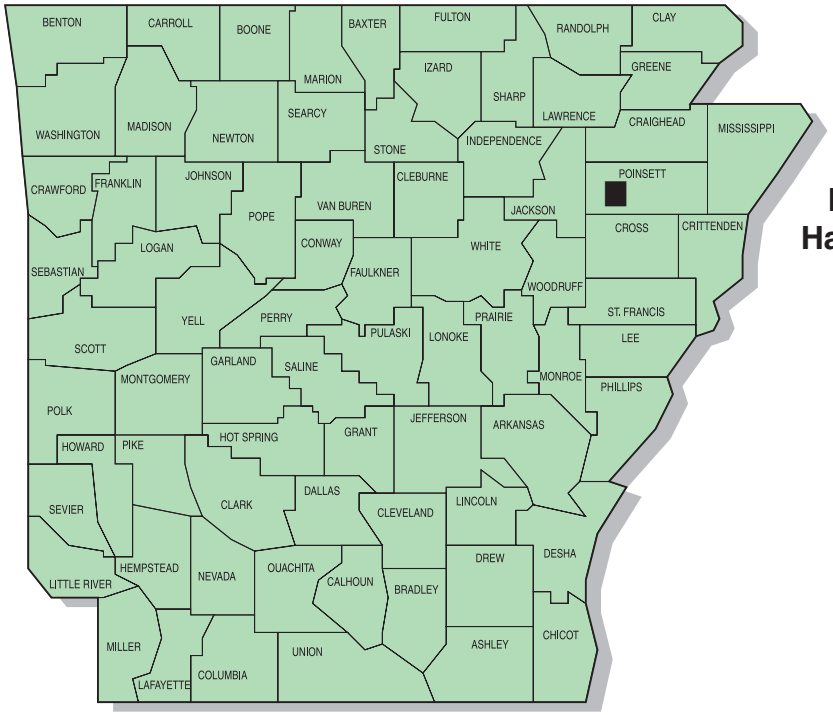

NERREC
Harrisburg, Ark.

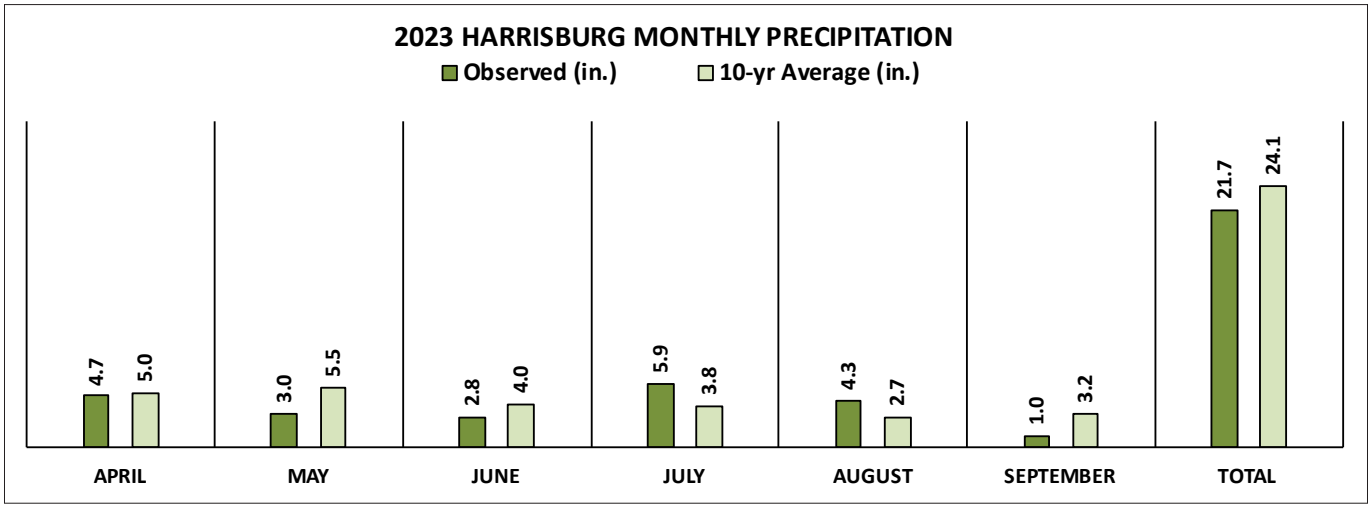

Soil Series
Henry silt loam
Previous Crop
Corn
Row Spacing
30 in.
Planting Date
May 2
Harvest Date
October 13

Irrigation Dates	June 22; July 28; August 8, 21, 29
Fertilizer Application(s)	**Date**
0-60-120 Born® 32 oz	April 12 May 15
Herbicide Application(s)	**Date**
Fierce® 3 oz, Superb® 10 oz Clethodim® 32 oz Basagran® 32 oz, Levity 16 oz, Section 3® 16 oz, Superb® 10 oz Prefix® 32 oz, Zidua® 4 oz, Vinturi® 1 pt	April 19 May 15 June 8 June 20

Table 16. Performance of Irrigated Soybean Cultivars, Northeast Rice Research and Extension Center, Harrisburg, Ark., 2023.

Variety/Experimental Line	2023	Moisture	Test Weight	Lodging[a]	Shatter Score[b]	Plant Height
	(bu./ac)	(%)	(lb/bu.)			(in.)
Relative Maturity 4.0–4.5						
NK42-A6E3S	85.1	15.1	60.3	1.0	0.0	25.7
NK44-Q5E3S	85.1	15.1	60.4	1.0	0.0	23.0
AG45XF3	84.7	20.1	58.5	1.0	0.0	31.0
Revere 4526XFS	82.1	15.4	60.2	1.0	0.0	34.3
AG44XF4	81.5	13.0	61.2	1.0	0.0	24.0
AG43XF2	81.0	15.9	60.1	1.0	0.0	31.0
Innotech 4233E3S	80.5	14.8	60.7	1.0	0.0	23.0
NK44-J4XFS	79.8	16.1	60.0	1.0	0.0	25.0
Innotech 4545E3S	79.3	13.7	60.9	1.0	0.0	25.7
Pioneer P44A60LX	78.5	16.0	60.1	1.0	0.3	32.0
Pioneer P44A21X	78.3	15.0	60.5	1.0	0.0	30.7
Pioneer P45A70LX	76.5	14.8	60.4	1.0	0.0	27.3
Revere 4415XF	75.5	16.4	59.8	1.0	0.0	26.7
Integra XF4454S	74.8	15.8	60.2	1.0	0.0	28.0
DONMARIO DM45F23	74.7	15.7	60.3	1.0	0.0	29.3
DELTA GROW 44XF75/STS	74.4	15.5	60.2	1.0	0.3	30.3
AG42XF4	74.3	15.5	60.3	1.0	0.3	30.7
R19C-1081	73.3	15.2	60.2	1.0	0.0	34.7
Dyna-Gro S42XF93S	73.1	16.3	59.9	1.0	0.0	33.3
Revere 4237XFS	71.6	15.2	60.3	1.0	0.3	27.0
R19C-1012	70.7	16.4	59.9	1.0	0.0	39.7
Integra XF4142S	68.9	15.7	60.2	1.0	0.0	27.3
R19C-1035	67.5	14.3	61.0	1.0	0.0	37.3
S19-10701	67.2	15.5	60.3	1.0	0.0	26.0
Grand Mean	76.6	15.5	60.3	1.0	0.1	11.3
LSD (5%)	7.2	3.2	1.3	•	0.3	1.1
C.V.	6.8	15.1	1.5	•	•	6.8
Relative Maturity 4.6–4.9						
Innvictis B4903E	91.8	13.4	61.3	1.0	0.3	30.0
Progeny P4665XFS	90.5	13.9	61.1	1.0	0.0	39.0
DELTA GROW 49XF85/STS	88.3	14.3	60.9	1.0	0.0	32.3
Innvictis B4603E	87.7	13.2	61.5	1.0	0.0	25.3
NK49-C2XFS	87.2	14.7	60.7	1.0	0.0	31.7
DELTA GROW 46XF54	87.0	13.1	61.6	1.0	0.0	40.0
Progeny P4947XFS	86.6	14.7	60.7	1.0	0.0	32.3
Integra XF4634S	86.5	13.6	61.3	1.0	0.0	34.7
Pioneer P47A64X	85.6	12.9	61.7	1.0	0.3	37.0
Revere 4826XFS	85.5	13.9	61.1	1.0	0.0	29.0

Continued

Table 16. Performance of Irrigated Soybean Cultivars, Northeast Rice Research and Extension Center, Harrisburg, Ark., 2023, Continued.

Variety/Experimental Line	2023	Moisture	Test Weight	Lodging[a]	Shatter Score[b]	Plant Height
	(bu./ac)	(%)	(lb/bu.)			(in.)
Relative Maturity 4.6–4.9, cont.						
Integra XF4893S	85.4	13.7	61.3	1.3	0.0	36.0
Progeny P4850E3	85.3	18.4	58.7	1.0	0.0	27.0
Integra XF4914S	85.2	13.8	61.1	1.0	0.0	31.3
Dyna-Gro S49XF43S	85.2	17.9	58.9	1.0	0.0	31.0
DELTA GROW 46E30	84.9	12.8	61.7	1.0	0.3	30.0
Axis 4813XFS	84.4	13.0	61.6	1.0	0.0	28.3
DELTA GROW 48E59	84.3	14.4	60.9	1.0	0.0	30.0
DELTA GROW 46X65/STS	84.1	13.5	61.3	1.0	0.0	29.3
Progeny P4798XF	83.8	12.9	61.6	1.0	0.0	33.3
Dyna-Gro S49XF82	83.6	14.0	61.1	1.3	0.0	32.0
NK49-T6E3S	83.2	13.2	61.6	1.0	0.0	34.7
Revere 4727XF	82.2	13.4	61.4	1.0	0.0	30.7
DELTA GROW 48X45	81.9	14.2	60.9	1.0	0.0	31.7
Dyna-Gro S46XF31S	81.8	13.8	61.0	1.0	0.0	32.0
Progeny P4691XFS	81.7	14.5	60.7	1.0	0.0	32.3
USG 7474XFS	81.6	13.6	61.2	1.0	0.0	24.7
Axis 4613XF	81.4	14.6	60.6	1.0	0.3	30.0
Innotech 4983E3S	81.4	13.7	61.3	1.0	0.0	31.0
DELTA GROW 48XF42	81.3	13.8	61.2	1.0	0.0	28.7
DELTA GROW 49E30/STS	81.2	13.5	61.5	1.0	0.0	31.0
Pioneer P48A04LX	81.0	14.5	60.7	1.0	0.0	28.0
AG47XF4	80.7	14.5	60.7	1.0	0.0	30.7
NK48-A8XFS	80.7	14.0	61.0	1.0	0.0	34.0
AG47XF2	80.6	14.6	60.6	1.0	0.0	30.0
DELTA GROW 48XF33/STS	80.6	14.7	60.6	1.0	0.0	34.7
Eagle Seed ES4800E3	80.5	13.6	61.2	1.0	0.0	33.3
Progeny P4623XFS	80.5	13.2	61.4	1.0	0.3	22.0
Progeny P4999E3S	80.5	13.7	61.2	1.0	0.0	31.0
Integra XF4621S	80.2	13.9	61.0	1.0	0.0	32.0
Revere 4925XFS	80.0	13.7	61.3	1.0	0.0	34.0
Integra X4660	79.9	13.5	61.3	1.0	0.0	27.0
AG48XF2	79.6	13.9	60.9	1.0	0.3	28.0
AG48XF3	79.5	13.7	61.2	1.0	0.0	33.3
Pioneer P46A90LX	79.4	15.7	59.8	1.0	0.0	29.7
Eagle Seed ES4875XF	79.3	13.9	61.0	1.0	0.0	29.0
Progeny P4778XFS	79.0	12.8	61.8	1.0	0.3	31.7
USG 7461XFS	79.0	14.3	60.8	1.0	0.0	37.3
DELTA GROW 47XF38	78.7	14.2	60.8	1.0	0.0	30.3
Progeny P4775E3S	78.4	14.4	60.7	1.0	0.0	37.7
DELTA GROW 47E20/STS	78.4	14.7	60.6	1.0	0.0	38.7

Continued

Table 16. Performance of Irrigated Soybean Cultivars, Northeast Rice Research and Extension Center, Harrisburg, Ark., 2023, Continued.

Variety/Experimental Line	2023	Moisture	Test Weight	Lodging[a]	Shatter Score[b]	Plant Height
	(bu./ac)	(%)	(lb/bu.)			(in.)
Relative Maturity 4.6–4.9, cont.						
USG 7463XF	78.4	14.0	61.0	1.0	0.0	36.0
AG46XF3	77.9	14.4	60.8	1.0	0.0	28.7
Revere 4934XF	77.9	13.1	61.5	1.0	0.0	32.3
Progeny P4755XFS	77.7	14.4	60.7	1.0	0.0	32.0
DONMARIO DM48F53	77.5	13.3	61.5	1.0	0.0	27.7
Dyna-Gro S47XF23S	77.2	14.4	60.9	1.0	0.0	25.0
DELTA GROW 46E10	77.0	13.2	61.6	1.0	0.0	31.7
NK46-B4XFS	76.9	13.9	61.0	1.0	0.3	31.0
Progeny P4604XFS	76.6	15.0	60.5	1.0	0.0	35.0
S17-17644	76.1	15.0	60.6	1.0	0.0	25.3
R18C-13665	76.0	13.0	61.7	1.0	0.0	42.0
Revere 4731XF	75.4	14.0	61.0	1.0	0.0	31.7
R19C-2678	74.4	13.1	61.7	1.0	0.0	31.7
R19C-1001	72.9	14.4	60.9	1.0	0.0	42.7
Axis 4641XFS	72.4	14.5	60.7	1.0	0.0	32.7
Pioneer P46A20LX	71.4	13.0	61.5	1.0	0.0	32.3
R19-39415	64.8	13.2	61.6	2.3	0.0	40.7
UA46i20c	64.3	13.9	61.2	1.0	0.0	32.0
R19-39444	62.8	12.8	61.9	1.7	0.3	43.0
Progeny P4806XFS	62.3	26.6	56.0	1.0	0.0	31.0
R19C-3147	56.4	12.0	62.5	1.0	0.0	38.7
Grand Mean	79.8	14.1	61.0	1.0	0.0	32.1
LSD (5%)	7.8	2.8	1.2	•	0.3	4.6
C.V.	7.3	14.5	1.4	•	•	10.6
Relative Maturity 5.0–5.9						
NK52-D6E3	91.9	12.8	61.6	1.0	0.0	34.0
Innvictis A5003XF	89.9	13.3	61.4	1.0	0.0	33.7
Revere 5143E3	89.3	11.7	62.5	1.0	0.0	36.0
DELTA GROW 53XF95/STS	88.7	13.2	61.4	1.0	0.0	29.0
Progeny P5056XFS	84.4	14.2	60.9	1.0	0.0	38.0
AG52XF0	84.2	13.1	61.6	1.0	0.0	38.7
Revere 5029XFS	81.9	14.6	60.7	1.0	0.0	39.0
DELTA GROW 52XF22	79.0	13.5	61.3	1.0	0.3	36.0
Innvictis B5013E	79.0	12.6	62.0	1.0	0.0	33.0
S18-6013	78.4	13.8	61.1	1.0	0.0	22.7
NK54-J9XFS	77.0	16.6	60.1	1.7	0.0	42.7
AG53XF2	74.9	12.2	62.2	1.0	0.0	34.0
S18-6328	73.3	13.0	61.7	1.0	0.0	23.3
R19-45980	68.6	13.8	61.2	1.0	0.3	24.3
AG56XF2	67.9	12.8	61.8	1.0	0.0	25.7

Continued

Table 16. Performance of Irrigated Soybean Cultivars, Northeast Rice Research and Extension Center, Harrisburg, Ark., 2023, Continued.

Variety/Experimental Line	2023	Moisture	Test Weight	Lodging[a]	Shatter Score[b]	Plant Height
	(bu./ac)	(%)	(lb/bu.)			(in.)
Relative Maturity 5.0–5.9, cont.						
R19C-3085	67.5	14.1	61.1	1.0	0.0	28.3
R19-411424	67.0	14.7	60.8	1.0	0.0	23.0
R19-46252	67.0	13.0	61.8	1.0	0.0	42.3
NK56-Z6XFS	66.1	14.0	61.1	1.0	0.0	27.0
R19-424115b	65.4	11.5	62.7	2.3	0.0	48.7
R18-10919	64.2	14.4	61.1	1.0	0.0	24.0
R19-4593	64.2	13.1	61.7	1.0	0.0	27.7
Progeny P5441XF	62.9	14.1	61.1	6.0	0.0	46.7
R19-42447b	62.8	12.8	61.9	3.3	0.0	49.0
DELTA GROW 55X25	61.8	12.6	62.0	1.0	0.0	28.0
Progeny P5641XF	60.6	13.4	61.5	1.0	0.0	37.7
R19C-3194	58.8	12.0	62.5	1.0	0.0	42.0
R19-410712	55.7	13.4	61.5	1.0	0.0	30.3
Progeny P5751XF	55.6	18.4	59.5	1.0	0.0	26.7
Innvictis A5813XF	53.8	16.4	60.2	1.0	0.0	24.3
R18-10491	53.1	14.0	61.1	1.0	0.0	27.3
DELTA GROW 55XF23	52.4	17.1	59.8	1.0	0.0	23.7
Grand Mean	70.2	13.7	61.3	1.3	0.0	32.7
LSD (5%)	4.6	2.0	0.9	•	•	5.1
C.V.	4.8	10.6	1.0	•	•	11.4

[a] 1 = 10° angle; 2 = 11–20° angle; 3 = 21–30° angle; 4 = 31–40° angle; 5 = 41–50° angle; 6 = 51–60° angle; 7 = 61–70° angle; 8 = 71–80° angle; 9 = 81–90° angle.

[b] 0 = < 10%; 1 = 11–20%, 2 = 21–30%, 3 = 31–40%, 4 = 41–50%, 5 = 51–60%, 6 = 61–70%, 7 = 71–80%, 8 = 81–90%, 9 = 91–100%.

Keiser: Northeast Research and Extension Center (NEREC)

Irrigated Soybean Cultivars, 2023

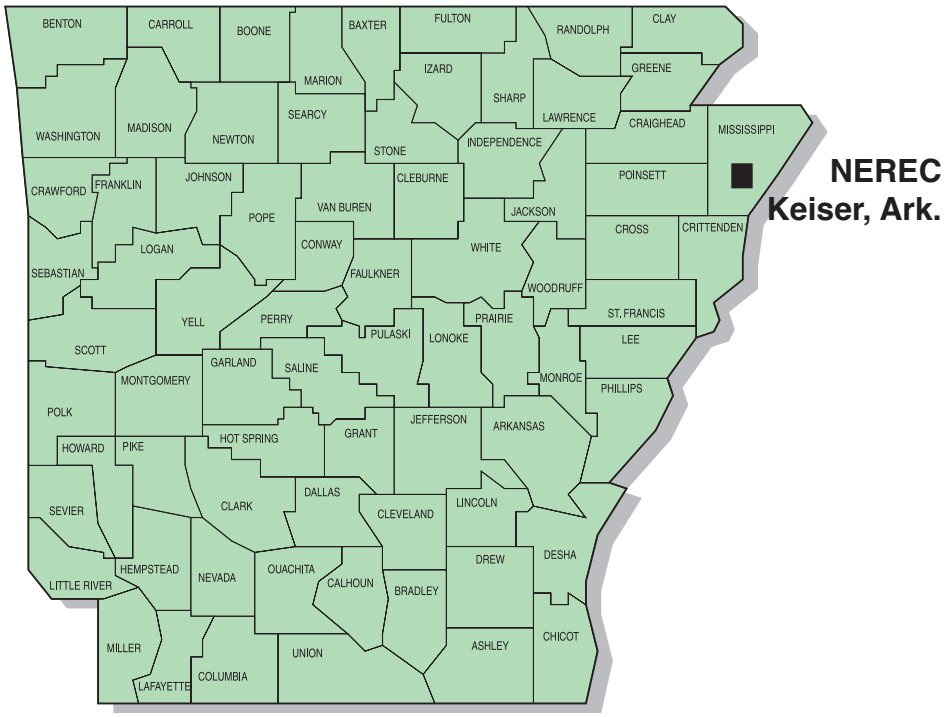

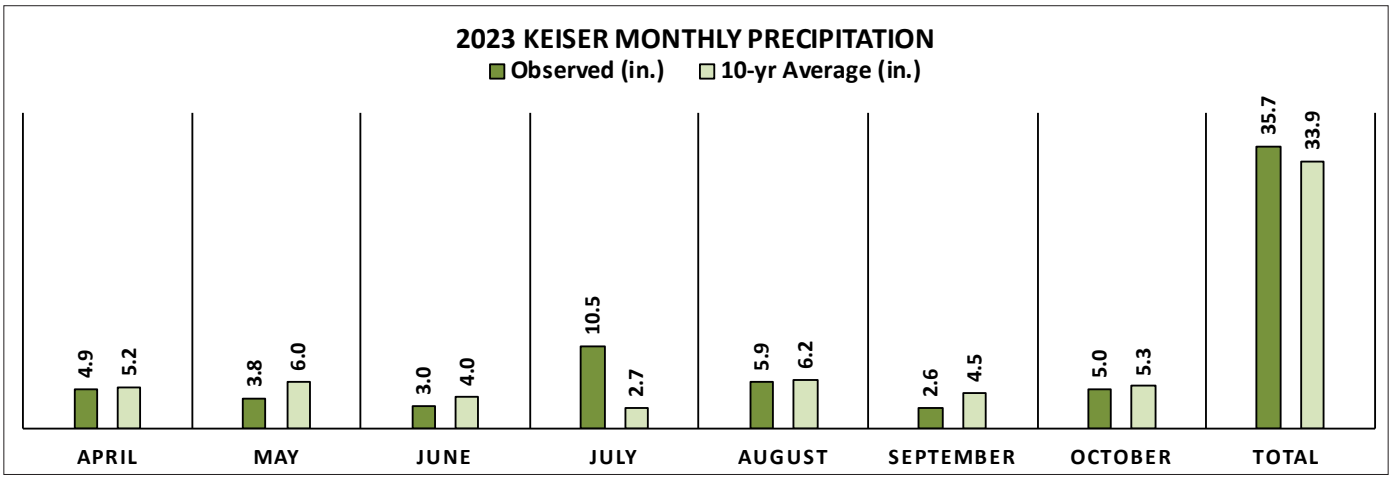

Soil Series
Sharkey, silty clay
Previous Crop
Corn
Row Spacing
38 in.
Planting Dates
MG4E, May 4; MG4L and MG5, May 9

Irrigation Dates	July 4; Aug. 2, 23
Harvest Dates	
Maturity Group 4E and 4L Maturity Group 5	Oct. 3 Oct. 10
Herbicide Application(s)	**Date**
Zidua® 3 oz, Valor® 2 oz, Gramoxone® 32 oz Prefix® 36 oz	May 4 June 6

Table 17. Performance of Irrigated Soybean Cultivars, Northeast Research and Extension Center, Keiser, Ark., 2023.

Variety/Experimental Line	2023	2-Year Average[a]	3-Year Average[b]	Moisture	Lodging[c]	Shatter Score[d]	Plant Height	Maturity Date
	----------(bu./ac)----------			(%)			(in.)	
Relative Maturity 4.0–4.5								
Pioneer P44A21X	79.4	72.2	•	11.5	1.0	0.0	34.7	9/22
Pioneer P44A60LX	76.7	•	•	12.0	3.3	0.0	37.7	9/21
Dyna-Gro S42XF93S	76.6	72.0	•	12.8	2.3	0.0	33.7	9/23
DONMARIO DM45F23	75.8	69.6	•	12.0	1.3	0.0	33.3	9/24
Integra XF4454S	75.7	•	•	10.9	1.0	0.0	30.3	9/21
AG44XF4	75.7	•	•	10.4	2.0	0.0	27.7	9/23
DELTA GROW 44XF75/STS	75.5	•	•	10.6	1.0	0.0	32.3	9/21
AG43XF2	74.9	•	•	11.5	1.7	0.0	33.7	9/21
Revere 4415XF	74.7	69.7	76.1	12.1	1.0	0.0	32.0	9/22
Pioneer P45A70LX	74.6	•	•	11.6	2.0	0.0	30.7	9/21
NK44-J4XFS	74.4	74.0	77.6	12.2	1.0	0.0	30.0	9/20
AG45XF3	73.3	72.4	•	11.1	2.0	0.0	36.0	9/22
Revere 4526XFS	71.1	65.5	•	12.0	1.0	0.0	34.7	9/22
Revere 4237XFS	68.9	•	•	11.9	1.0	0.0	32.3	9/18
AG42XF4	64.7	•	•	10.7	1.0	0.0	34.0	9/22
Integra XF4142S	64.4	•	•	11.3	1.7	0.0	30.0	9/23
R19C-1081	63.5	•	•	13.2	1.7	0.0	32.0	9/24
NK44-Q5E3S	62.4	58.7	•	10.8	1.0	0.0	22.3	9/23
Innotech 4545E3S	61.7	•	•	11.2	1.0	0.0	25.3	9/23
R19C-1035	61.7	•	•	10.7	2.0	0.0	32.3	9/29
R19C-1012	59.0	52.9	•	13.0	1.0	0.0	32.7	9/29
S19-10701	58.1	•	•	11.7	1.0	0.0	23.3	9/26
NK42-A6E3S	57.6	•	•	11.2	1.0	0.0	27.0	9/23
Innotech 4233E3S	51.6	•	•	10.8	1.0	0.0	25.0	9/19
Grand Mean	68.8	•	•	11.5	1.4	0.0	30.5	9/23
LSD (5%)	3.7	•	•	0.4	•	•	2.2	1.1
C.V.	3.9	•	•	2.4	•	•	5.3	3.7
Relative Maturity 4.6–4.9								
Dyna-Gro S49XF43S	79.8	•	•	10.9	1.7	0.0	35.3	9/29
AG47XF4	78.6	•	•	9.9	1.0	0.0	39.0	9/27
Integra XF4914S	78.3	•	•	10.8	2.0	0.0	36.0	9/30
Axis 4613XF	78.0	70.3	•	10.5	1.7	0.0	36.3	9/24
Progeny P4623XFS	77.7	•	•	10.2	1.7	0.0	34.3	9/26
Progeny P4947XFS	76.9	•	•	10.0	1.7	0.0	37.7	9/28
Integra XF4893S	76.8	•	•	10.5	1.0	0.0	38.3	9/27
Pioneer P46A90LX	76.6	•	•	10.3	1.0	0.0	36.3	9/25
USG 7474XFS	76.5	•	•	9.8	1.0	0.0	37.7	9/26
DELTA GROW 48XF42	76.1	•	•	9.9	1.0	0.0	37.0	9/26

Continued

Table 17. Performance of Irrigated Soybean Cultivars, Northeast Research and Extension Center, Keiser, Ark., 2023, Continued.

Variety/Experimental Line	2023	2-Year Average[a]	3-Year Average[b]	Moisture	Lodging[c]	Shatter Score[d]	Plant Height	Maturity Date
	----------(bu./ac)----------			(%)			(in.)	
Relative Maturity 4.6–4.9, Cont.								
DELTA GROW 49XF85/STS	76.1	•	•	12.1	2.0	0.0	35.7	9/30
NK49-C2XFS	75.1	•	•	9.9	1.0	0.0	39.3	9/27
Pioneer P47A64X	75.0	72.5	76.0	9.5	1.0	0.0	43.3	9/26
Integra XF4634S	74.6	•	•	9.6	2.0	0.0	41.7	9/25
Revere 4731XF	74.5	•	•	10.1	1.7	0.0	38.0	9/26
DELTA GROW 46X65/STS	74.5	70.9	76.4	9.8	1.0	0.0	37.3	9/26
AG47XF2	74.3	•	•	10.4	1.0	0.0	34.0	9/26
Revere 4727XF	74.3	69.5	•	9.3	1.0	0.0	36.7	9/24
DONMARIO DM48F53	74.1	72.2	•	9.8	1.3	0.0	33.0	9/24
Integra X4660	73.9	•	•	9.5	1.0	0.0	32.0	9/25
DELTA GROW 48X45	73.9	68.4	74.2	10.9	1.0	0.0	36.7	9/28
Integra XF4621S	73.7	•	•	10.3	1.0	0.0	38.0	9/26
USG 7463XF	73.3	71.5	•	10.0	1.0	0.0	40.3	9/25
Progeny P4691XFS	73.2	71.9	•	10.0	1.7	0.0	41.3	9/24
Progeny P4755XFS	73.0	•	•	10.6	2.7	0.0	34.0	9/24
NK46-B4XFS	72.9	•	•	9.4	1.0	0.0	37.0	9/22
Axis 4641XFS	72.8	67.2	74.0	10.4	1.0	0.0	40.7	9/25
Pioneer P46A20LX	72.7	71.5	•	9.8	1.0	0.0	37.3	9/22
AG48XF2	72.6	•	•	10.4	2.3	0.0	35.7	9/24
Progeny P4604XFS	72.1	67.8	73.3	10.3	1.0	0.0	38.7	9/27
Revere 4934XF	72.0	•	•	9.8	1.3	0.0	35.7	9/27
USG 7461XFS	71.9	67.1	72.5	10.4	1.0	0.0	40.7	9/27
Axis 4813XFS	71.9	67.1	•	9.0	1.0	0.0	35.7	9/25
Progeny P4806XFS	71.9	69.1	73.6	10.8	1.7	0.0	36.3	9/27
Progeny P4665XFS	71.7	•	•	9.8	1.7	0.0	42.0	9/26
Revere 4826XFS	71.6	70.5	•	10.0	1.0	0.0	35.0	9/25
DELTA GROW 48XF33/STS	70.9	67.8	•	10.3	2.3	0.0	41.7	9/26
Pioneer P48A04LX	70.8	•	•	10.2	2.3	0.0	40.3	9/25
NK48-A8XFS	70.7	•	•	10.6	1.0	0.0	37.0	9/24
DELTA GROW 46XF54	69.8	•	•	9.7	1.7	0.0	42.7	9/24
Dyna-Gro S47XF23S	69.7	70.5	•	9.8	1.0	0.0	37.0	9/25
Progeny P4798XF	69.5	67.4	•	10.0	1.7	0.0	36.7	9/28
AG48XF3	69.2	64.9	•	10.0	1.0	0.0	38.7	9/26
DELTA GROW 47XF38	68.9	•	•	10.4	2.7	0.0	33.7	9/24
Revere 4925XFS	68.4	65.9	•	10.7	1.3	0.0	41.0	9/29
Dyna-Gro S49XF82S	68.1	64.5	•	9.8	2.3	0.0	40.3	9/28
Progeny P4778XFS	68.0	•	•	9.4	1.3	0.0	38.7	9/25
Dyna-Gro S46XF31S	66.6	65.1	72.2	10.1	1.3	0.0	40.7	9/27
AG46XF3	66.5	70.4	•	10.7	1.0	0.0	37.3	9/25
Eagle Seed ES4875XF	65.9	66.0	71.6	9.9	1.0	0.0	34.7	9/27

Continued

Table 17. Performance of Irrigated Soybean Cultivars, Northeast Research and Extension Center, Keiser, Ark., 2023, Continued.

Variety/Experimental Line	2023	2-Year Average[a]	3-Year Average[b]	Moisture	Lodging[c]	Shatter Score[d]	Plant Height	Maturity Date
	----------(bu./ac)----------			(%)			(in.)	
Relative Maturity 4.6–4.9, Cont.								
NK49-T6E3S	61.2	55.8	•	10.8	1.7	0.0	32.0	10/1
R18C-13665	60.6	56.9	•	10.5	1.0	0.0	33.7	9/30
Eagle Seed ES4800E3	60.3	•	•	10.6	1.3	0.0	32.3	9/29
Innotech 4983E3S	59.3	•	•	10.2	1.0	0.0	32.0	9/29
R19-39415	58.7	•	•	10.5	1.0	0.0	39.7	10/1
R19C-2678	58.0	•	•	10.0	1.0	0.0	28.7	9/30
R19C-1001	57.9	•	•	11.2	1.3	0.0	34.3	9/30
DELTA GROW 47E20/STS	57.8	53.7	62.2	9.8	1.3	0.0	37.3	9/28
DELTA GROW 49E30/STS	57.5	•	•	10.4	1.0	0.0	28.7	9/28
Progeny P4775E3S	57.2	54.3	63.2	10.8	2.0	0.0	38.7	9/27
R19C-3147	56.7	•	•	12.9	1.0	0.0	33.7	10/1
Progeny P4999E3S	55.5	•	•	10.4	1.0	0.0	29.7	9/26
DELTA GROW 46E30	54.2	•	•	9.5	1.0	0.0	26.3	9/25
R19-39444	54.0	•	•	10.2	1.3	0.0	37.0	9/28
S17-17644	52.8	•	•	10.9	1.0	0.0	20.3	9/29
DELTA GROW 48E59	52.7	52.9	62.6	9.9	1.0	0.0	29.7	9/29
UA46i20c	52.6	•	•	10.8	1.0	0.0	28.0	9/26
Innvictis B4603E	51.9	•	•	10.0	1.0	0.0	26.7	9/25
Innvictis B4903E	48.2	•	•	9.8	1.0	0.0	25.7	9/25
Progeny P4850E3	48.0	•	•	10.9	1.0	0.0	27.3	9/26
DELTA GROW 46E10	47.5	49.0	56.5	9.7	1.0	0.0	25.7	9/25
Grand Mean	67.7	•	•	10.2	1.3	0.0	35.7	9/27
LSD (5%)	4.6	•	•	0.7	•	•	2.7	1.5
C.V.	5.1	•	•	4.7	•	•	5.6	4.3
Relative Maturity 5.0–5.9								
Innvictis A5003XF	72.6	•	•	9.2	2.0	0.0	36.7	10/1
AG53XF2	72.4	•	•	9.3	1.3	0.0	41.0	9/29
DELTA GROW 53XF95/STS	72.2	•	•	9.2	1.7	0.0	36.3	10/1
Revere 5029XFS	70.7	65.7	•	9.9	2.3	0.0	40.0	10/1
NK54-J9XFS	68.9	•	•	10.5	2.3	0.0	45.3	10/5
AG52XF0	68.7	•	•	9.6	1.0	0.0	39.7	10/1
DELTA GROW 55X25	64.6	•	•	9.5	1.0	0.0	34.3	10/3
AG56XF2	64.5	•	•	9.4	1.0	0.0	37.3	10/2
Progeny P5056XFS	64.0	60.3	•	9.8	2.3	0.0	38.0	10/1
NK52-D6E3	63.8	•	•	9.4	1.3	0.0	32.7	10/1
S18-6013	63.1	•	•	9.8	1.0	0.0	21.7	10/3
Revere 5143E3	62.4	•	•	9.5	1.0	0.0	30.0	10/2
DELTA GROW 52XF22	61.7	61.2	•	9.1	1.0	0.0	35.7	10/1
S18-6328	61.4	•	•	9.6	1.0	0.0	24.3	10/1
Progeny P5641XF	61.0	•	•	9.4	1.0	0.0	40.7	10/5

Continued

Table 17. Performance of Irrigated Soybean Cultivars, Northeast Research and Extension Center, Keiser, Ark., 2023, Continued.

Variety/Experimental Line	2023	2-Year Average[a]	3-Year Average[b]	Moisture	Lodging[c]	Shatter Score[d]	Plant Height	Maturity Date
	----------(bu./ac)----------			(%)			(in.)	
Relative Maturity 5.0–5.9, Cont.								
R19-45980	60.8	•	•	9.2	1.0	0.0	24.3	10/2
R19-42447b	58.3	•	•	9.5	2.7	0.0	35.3	10/2
R19-46252	58.3	•	•	9.5	1.3	0.0	37.7	10/3
NK56-Z6XFS	57.7	•	•	9.1	1.0	0.0	22.7	10/3
R19-4593	56.6	•	•	9.2	1.0	0.0	19.3	10/2
R19-424115b	55.8	•	•	9.3	2.3	0.0	43.0	10/3
R19C-3085	55.1	53.6	•	9.5	1.0	0.0	22.0	9/29
Innvictis B5013E	54.6	•	•	9.4	1.0	0.0	30.3	9/29
Progeny P5441XF	53.3	•	•	9.6	3.7	0.0	49.7	10/3
R19-411424	53.0	•	•	9.6	1.0	0.0	24.7	10/2
R18-10919	52.5	•	•	10.6	1.0	0.0	24.0	10/4
R19C-3194	52.5	48.1	•	10.0	1.0	0.0	34.7	10/2
R19-410712	51.8	•	•	10.1	1.0	0.0	22.7	10/4
R18-10491	50.8	•	•	9.8	1.0	0.0	24.7	10/2
DELTA GROW 55XF23	48.0	•	•	11.3	1.0	0.0	36.0	10/5
Innvictis A5813XF	46.5	•	•	11.2	1.0	0.0	36.7	10/6
Progeny P5751XF	45.8	•	•	11.0	1.0	0.0	33.7	10/6
Grand Mean	59.5	•	•	9.7	1.4	0.0	33.0	10/2
LSD (5%)	4.1	•	•	0.4	•	•	3.5	1.1
C.V.	5.0	•	•	2.7	•	•	7.7	2.5

[a] Average yield from 2022 and 2023.

[b] Average yield from 2021, 2022, and 2023.

[c] 1 = 10° angle; 2 = 11–20° angle; 3 = 21–30° angle; 4 = 31–40° angle; 5 = 41–50° angle; 6 = 51–60° angle; 7 = 61–70° angle; 8 = 71–80° angle; 9 = 81–90° angle.

[d] 0 = <10%; 1 = 11–20%, 2 = 21–30%, 3 = 31–40%, 4 = 41–50%, 5 = 51–60%, 6 =- 61–70%, 7 = 71–80%, 8 = 81–90%, 9 = 91–100%.

Kibler: Vegetable Research Station (VRS)

Irrigated Soybean Cultivars, 2023

VRS
Kibler, Arkansas

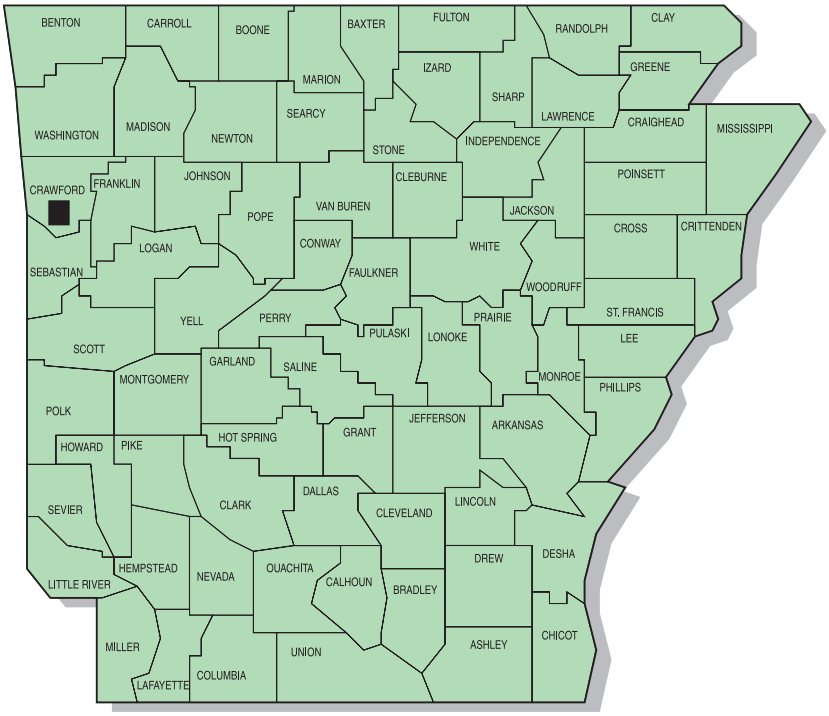

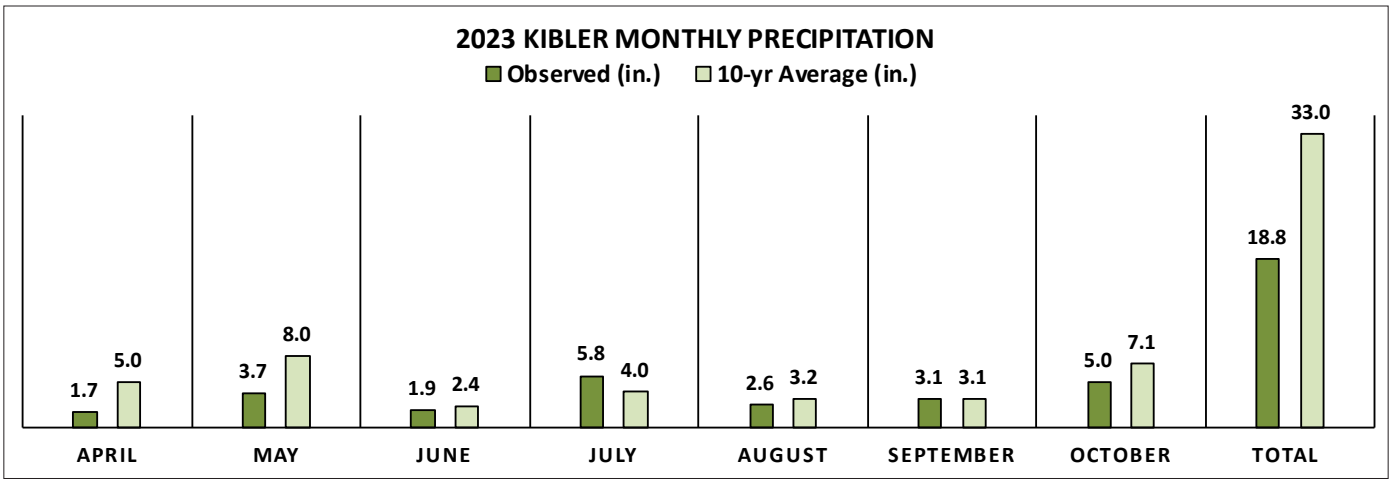

Soil Series
Dardanelle, silt loam
Previous Crop
Soybean
Row Spacing
36 in.
Planting Date
May 25

Irrigation Dates	June 2; Aug. 2, 23, 30; Sept. 7
Harvest	**Date**
Maturity Group 4E and 4L Maturity Group 5	Oct. 11 Oct. 23
Herbicide Application(s)	**Date**
Pursuit® 4 oz/ac Dual® 20 oz/ac	May 26 May 26

Table 18. Performance of Irrigated Soybean Cultivars, Vegetable Research Station, Kibler, Ark., 2023.

Variety/Experimental Line	2023	2-Year Average[a]	3-Year Average[b]	Moisture	Lodging[c]	Shatter Score[d]	Plant Height	Maturity Date
	----------(bu./ac)----------			(%)			(in.)	
Relative Maturity 4.0–4.5								
DELTA GROW 44XF75/STS	95.2	•	•	12.0	1.7	0.0	47.3	9/29
AG43XF2	93.0	•	•	12.9	2.0	0.0	47.7	9/30
AG45XF3	92.5	82.7	•	12.6	2.0	0.0	47.7	9/30
NK42-A6E3S	92.4	•	•	12.6	1.7	0.0	45.7	9/28
Integra XF4454S	91.8	•	•	12.2	1.0	0.0	41.3	9/29
Innotech 4545E3S	87.0	•	•	12.2	2.0	0.0	43.0	9/29
Pioneer P45A70LX	85.9	•	•	12.7	1.3	0.0	48.0	9/28
NK44-Q5E3S	84.7	83.1	•	12.6	1.3	0.0	43.0	9/28
Revere 4415XF	84.2	80.6	79.4	13.4	2.0	0.0	43.0	9/29
Revere 4526XFS	83.7	78.4	•	12.5	1.3	0.0	45.3	10/1
Revere 4237XFS	83.1	•	•	12.9	1.0	0.0	45.0	9/27
AG44XF4	83.0	•	•	11.6	1.7	0.0	43.0	10/2
NK44-J4XFS	82.8	78.7	76.5	12.7	1.3	0.0	44.7	9/28
AG42XF4	82.7	•	•	12.6	1.0	0.0	46.7	9/29
Innotech 4233E3S	82.3	•	•	12.4	3.7	0.0	45.0	9/30
R19C-1035	82.0	•	•	11.9	2.0	0.0	50.7	10/7
Pioneer P44A21X	81.4	77.2	•	12.1	1.3	0.0	41.7	9/29
Pioneer P44A60LX	81.4	•	•	13.4	1.3	0.0	47.3	9/28
DONMARIO DM45F23	78.5	75.6	•	12.5	2.7	0.0	45.0	9/29
S19-10701	78.4	•	•	12.5	2.0	0.0	43.3	10/3
Dyna-Gro S42XF93S	78.4	78.3	•	12.8	5.0	0.0	47.7	10/2
Integra XF4142S	75.0	•	•	12.3	1.3	0.0	40.0	10/1
R19C-1012	73.0	70.8	•	13.1	2.3	0.0	54.7	10/5
R19C-1081	68.7	•	•	12.2	2.0	0.0	54.7	10/5
Grand Mean	83.4	•	•	12.5	1.9	0.0	45.9	9/30
LSD (5%)	10.5	•	•	1.0	1.0	•	4.6	2.5
C.V.	9.2	•	•	5.6	•	•	7.3	5.9
Relative Maturity 4.6–4.9								
Progeny P4947XFS	94.6	•	•	11.3	3.0	0.0	51.3	10/5
Progeny P4665XFS	91.4	•	•	10.7	1.7	0.0	49.7	10/3
Progeny P4755XFS	90.8	•	•	11.0	3.7	0.0	48.7	10/3
Revere 4934XF	90.3	•	•	11.1	3.0	0.0	46.7	10/3
NK49-C2XFS	90.3	•	•	11.1	1.0	0.0	47.0	10/3
DELTA GROW 48XF42	89.4	•	•	10.8	2.3	0.0	48.7	10/2
DELTA GROW 48X45	89.2	80.1	79.1	11.5	1.3	0.0	45.0	10/5
Pioneer P46A90LX	86.7	•	•	11.1	2.3	0.0	46.3	10/2
DONMARIO DM48F53	85.4	81.7	•	10.7	2.0	0.0	43.3	10/3
Innotech 4983E3S	84.5	•	•	11.5	2.0	0.0	50.3	10/3

Continued

Table 18. Performance of Irrigated Soybean Cultivars, Vegetable Research Station, Kibler, Ark., 2023, Continued.

Variety/Experimental Line	2023	2-Year Average[a]	3-Year Average[b]	Moisture	Lodging[c]	Shatter Score[d]	Plant Height	Maturity Date
	----------(bu./ac)----------			(%)			(in.)	
Relative Maturity 4.6–4.9, Cont.								
Pioneer P47A64X	84.5	84.2	83.3	10.9	2.0	0.0	49.0	10/1
USG 7461XFS	84.0	79.2	79.6	11.3	3.0	0.0	50.0	10/3
NK46-B4XFS	83.1	•	•	11.1	2.0	0.0	46.7	10/1
Integra XF4893S	82.8	•	•	10.7	2.3	0.0	52.3	10/6
USG 7463XF	82.8	78.4	•	11.8	2.0	0.0	48.0	10/1
AG47XF4	82.6	•	•	10.7	1.7	0.0	47.3	10/1
Pioneer P48A04LX	82.4	•	•	11.3	3.0	0.0	45.3	10/6
Progeny P4798XF	82.2	80.5	•	11.3	2.0	0.0	47.3	10/6
Progeny P4604XFS	81.9	78.2	79.6	10.1	2.3	0.0	50.7	10/6
Innvictis B4903E	81.8	•	•	10.5	2.3	0.0	47.7	10/3
AG47XF2	81.3	•	•	11.5	2.3	0.0	46.0	10/4
Progeny P4691XFS	81.2	78.3	•	11.4	1.7	0.0	47.0	9/30
Axis 4641XFS	80.7	77.1	76.4	10.2	2.0	0.0	47.0	10/3
DELTA GROW 49XF85/STS	80.4	•	•	11.9	3.0	0.0	44.7	10/6
Progeny P4623XFS	80.4	•	•	11.2	2.7	0.0	44.7	10/3
NK48-A8XFS	80.3	•	•	10.8	2.3	0.0	48.7	10/2
Progeny P4775E3S	80.1	75.2	74.0	11.4	1.7	0.0	50.7	10/4
Dyna-Gro S49XF43S	79.8	•	•	11.5	3.3	0.0	47.0	10/4
Eagle Seed ES4800E3	79.6	•	•	11.4	2.0	0.0	46.0	9/28
Revere 4826XFS	79.5	80.1	•	10.0	2.7	0.0	43.7	10/3
AG46XF3	79.4	83.6	•	11.2	1.7	0.0	43.0	10/2
AG48XF2	79.1	•	•	11.1	2.3	0.0	45.3	10/2
USG 7474XFS	79.0	•	•	10.2	2.0	0.0	47.7	10/6
DELTA GROW 46XF54	78.7	•	•	10.6	2.7	0.0	50.7	10/2
Eagle Seed ES4875XF	78.5	74.7	73.6	11.6	1.7	0.0	46.0	10/5
DELTA GROW 47E20/STS	78.3	73.5	73.0	11.6	2.0	0.0	49.7	10/1
DELTA GROW 47XF38	77.7	•	•	12.2	4.7	0.0	50.7	10/2
Integra XF4634S	76.7	•	•	10.7	2.7	0.0	50.3	10/3
NK49-T6E3S	76.3	76.1	•	11.1	3.3	0.0	48.3	10/5
AG48XF3	75.5	77.1	•	11.0	1.7	0.0	47.3	10/1
Innvictis B4603E	75.4	•	•	11.4	3.3	0.0	49.3	10/3
Axis 4813XFS	75.4	75.3	•	11.1	3.0	0.0	45.7	10/3
Revere 4727XF	75.3	74.2	•	9.5	1.3	0.0	41.3	10/3
Pioneer P46A20LX	75.1	81.5	•	12.0	2.7	0.0	46.3	10/2
Revere 4925XFS	74.9	77.3	•	11.1	2.7	0.0	48.7	10/2
Dyna-Gro S49XF82S	74.9	73.5	•	10.8	4.7	0.0	46.7	10/5
R19C-1001	74.4	•	•	11.6	3.0	0.0	51.0	10/6
Integra X4660	74.1	•	•	10.4	2.0	0.0	48.0	10/3
Integra XF4914S	73.9	•	•	11.5	4.0	0.0	49.0	10/6
Revere 4731XF	73.8	•	•	10.9	2.7	0.0	44.0	10/1

Continued

Table 18. Performance of Irrigated Soybean Cultivars, Vegetable Research Station, Kibler, Ark., 2023, Continued.

Variety/Experimental Line	2023	2-Year Average[a]	3-Year Average[b]	Moisture	Lodging[c]	Shatter Score[d]	Plant Height	Maturity Date
	----------(bu./ac)----------			(%)			(in.)	
Relative Maturity 4.6–4.9, Cont.								
DELTA GROW 48XF33/STS	73.3	72.0	•	11.7	2.7	0.0	47.3	10/5
DELTA GROW 48E59	72.9	74.6	77.5	10.9	2.7	0.0	41.0	10/1
Axis 4613XF	72.6	74.0	•	10.8	2.7	0.0	48.0	9/28
Integra XF4621S	72.6	•	•	11.5	2.7	0.0	47.7	10/3
DELTA GROW 46X65/STS	72.3	74.7	76.6	10.9	2.0	0.0	47.7	10/2
Dyna-Gro S47XF23S	72.0	75.0	•	10.9	2.0	0.0	49.3	10/1
Progeny P4999E3S	72.0	•	•	11.3	1.7	0.0	48.7	10/2
Progeny P4778XFS	72.0	•	•	10.5	3.0	0.0	49.0	10/2
Progeny P4806XFS	71.8	73.1	73.8	11.0	1.7	0.0	46.3	10/2
R19C-2678	71.4	•	•	10.8	4.3	0.0	44.3	10/3
DELTA GROW 46E30	70.5	•	•	10.4	3.7	0.0	45.0	10/3
DELTA GROW 46E10	69.5	62.7	62.1	11.5	2.7	0.0	47.7	9/30
R19-39415	69.3	•	•	11.2	5.7	0.0	54.0	10/3
Dyna-Gro S46XF31S	68.5	70.2	73.3	11.0	2.3	0.0	48.3	10/1
UA46i20c	68.1	•	•	11.8	2.3	0.0	43.7	10/4
R18C-13665	68.0	68.7	•	12.2	2.7	0.0	52.3	10/3
DELTA GROW 49E30/STS	66.0	•	•	11.6	2.3	0.0	46.0	10/2
Progeny P4850E3	65.7	•	•	11.7	2.3	0.0	45.7	10/3
R19C-3147	63.5	•	•	11.7	1.7	0.0	50.0	10/5
S17-17644	59.9	•	•	11.8	7.7	0.0	33.0	10/2
R19-39444	53.4	•	•	10.7	3.0	0.0	46.7	10/5
Grand Mean	77.4	•	•	11.1	2.6	0.0	47.3	10/2
LSD (5%)	12.5	•	•	1.0	1.3	•	3.6	2.9
C.V.	12.0	•	•	6.4	•	•	5.6	6.5
Relative Maturity 5.0–5.9								
S18-6013	95.0	•	•	8.6	1.0	0.0	31.7	10/8
NK54-J9XFS	93.9	•	•	8.8	3.0	0.0	45.7	10/11
Innvictis A5813XF	92.5	•	•	10.0	1.0	0.0	41.3	10/21
AG52XF0	90.5	•	•	8.9	1.7	0.0	49.0	10/7
Revere 5143E3	89.2	•	•	8.9	3.3	0.0	48.0	10/5
Progeny P5641XF	89.2	•	•	9.0	1.3	0.0	49.7	10/7
DELTA GROW 52XF22	87.2	80.9	•	9.0	1.3	0.0	48.3	10/8
Innvictis B5013E	86.2	•	•	9.0	1.0	0.0	48.3	10/5
NK52-D6E3	86.0	•	•	8.9	2.3	0.0	48.0	10/6
NK56-Z6XFS	85.4	•	•	8.9	1.0	0.0	33.7	10/10
DELTA GROW 53XF95/STS	85.3	•	•	9.1	2.7	0.0	43.3	10/6
Progeny P5751XF	85.0	•	•	9.6	1.7	0.0	40.0	10/17
Innvictis A5003XF	84.3	•	•	9.0	1.7	0.0	45.3	10/5
AG56XF2	83.6	•	•	9.2	1.0	0.0	38.7	10/5
Progeny P5441XF	83.0	•	•	9.4	5.7	0.0	51.7	10/11

Continued

Table 18. Performance of Irrigated Soybean Cultivars, Vegetable Research Station, Kibler, Ark., 2023, Continued.

Variety/Experimental Line	2023	2-Year Average[a]	3-Year Average[b]	Moisture	Lodging[c]	Shatter Score[d]	Plant Height	Maturity Date
	----------(bu./ac)----------			(%)			(in.)	
Relative Maturity 5.0–5.9, Cont.								
Progeny P5056XFS	83.0	77.4	•	9.0	2.3	0.0	49.0	10/5
Revere 5029XFS	80.3	78.4	•	9.5	2.7	0.0	50.0	10/5
DELTA GROW 55XF23	80.1	•	•	9.2	1.0	0.0	39.3	10/15
AG53XF2	80.0	•	•	9.0	1.3	0.0	49.0	10/6
R19-4593	78.0	•	•	8.9	1.7	0.0	37.0	10/5
R19-42447b	77.9	•	•	8.8	3.7	0.0	53.7	10/5
R19-45980	77.2	•	•	9.0	3.3	0.0	40.3	10/3
DELTA GROW 55X25	76.6	•	•	9.1	1.0	0.0	37.3	10/6
R19-424115b	74.6	•	•	9.1	2.7	0.0	52.7	10/5
R18-10491	74.4	•	•	9.2	3.3	0.0	38.3	10/5
R19C-3085	74.0	70.2	•	9.1	3.3	0.0	36.0	10/4
R19-46252	73.9	•	•	9.0	3.3	0.0	53.0	10/6
S18-6328	73.7	•	•	9.8	3.0	0.0	35.3	10/3
R19-410712	72.8	•	•	9.6	3.7	0.0	40.0	10/6
R19C-3194	72.6	68.3	•	9.2	2.0	0.0	51.0	10/7
R18-10919	72.4	•	•	9.2	1.7	0.0	38.0	10/8
R19-411424	67.9	•	•	9.2	5.3	0.0	38.0	10/4
Grand Mean	81.4	•	•	9.1	2.3	0.0	43.8	10/7
LSD (5%)	7.8	•	•	0.6	0.8	•	2.8	4.1
C.V.	7.0	•	•	4.8	•	•	4.7	8.2

[a] Average yield from 2022 and 2023.

[b] Average yield from 2021, 2022, 2023.

[c] 1 = 10° angle; 2 = 11–20° angle; 3 = 21–30° angle; 4 = 31–40° angle; 5 = 41–50° angle; 6 = 51–60° angle; 7 = 61–70° angle; 8 = 71–80° angle; 9 = 81–90° angle.

[d] 0 = < 10%; 1 = 11–20%, 2 = 21–30%, 3 = 31–40%, 4 = 41–50%, 5 = 51–60%, 6 = 61–70%, 7 = 71–80%, 8 = 81–90%, 9 = 91–100%.

Marianna: Lon Mann Cotton Research Station (LMCRS)

Irrigated Soybean Cultivars, 2023

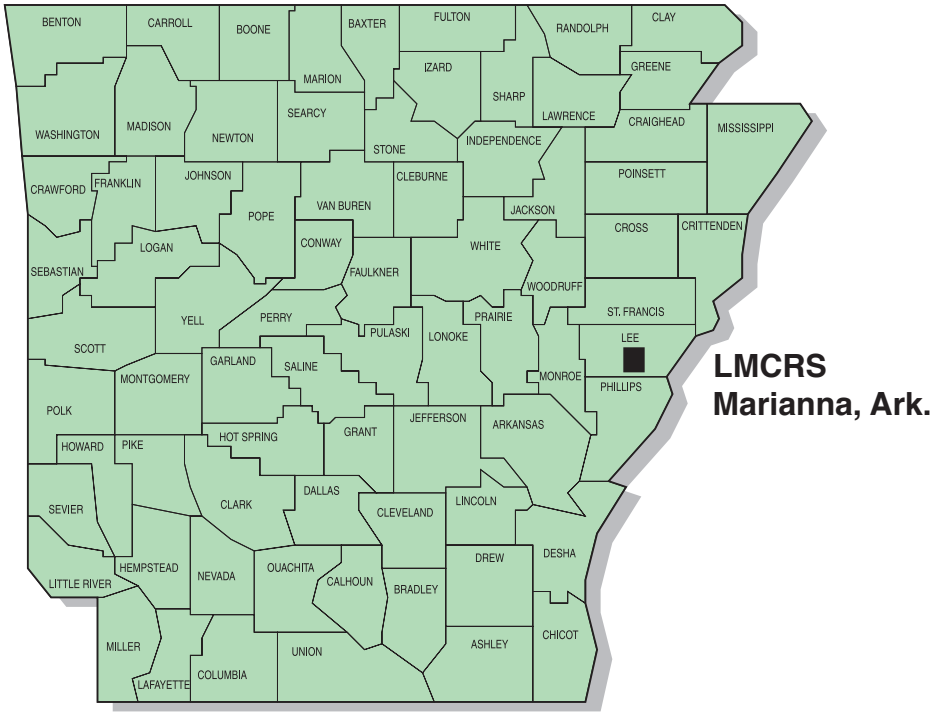

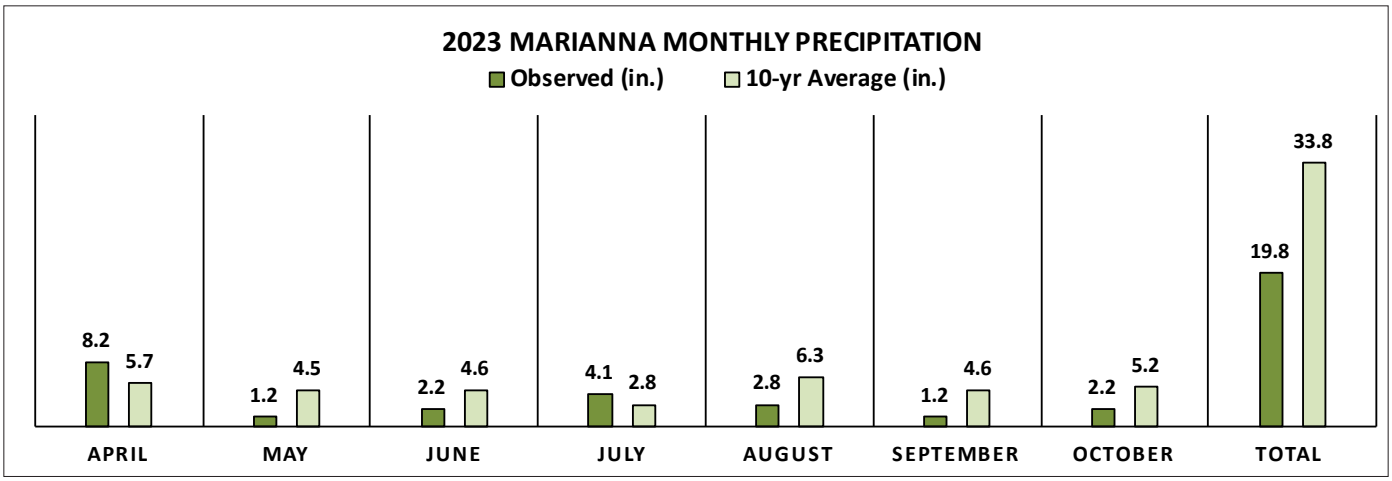

Soil Series
Loring silt loam
Row Spacing
38 in.
Planting Date
May 3
Harvest Date
October 20

Irrigation Dates	June 9, 21, 27; July 19, 27; Aug. 2, 14
Fertilizer Application(s)	**Date**
0-0-60 100 lb	April 11
Herbicide Application(s)	**Date**
Dual® 21 oz, Valor® 2 oz Flexstar® 1.5 pt, Dual® 1 pt Flexstar® 2 pt, Dual® 8 oz	May 4 June 12 June 23

Table 19. Performance of Irrigated Soybean Cultivars, Lon Mann Cotton Research Station, Marianna, Ark., 2023.

Variety/Experimental Line	2023	2-Year Average[a]	3-Year Average[b]	Moisture	Lodging[c]	Shatter Score[d]	Plant Height
	----------(bu./ac)----------			(%)			(in.)
Relative Maturity 4.0–4.5							
Pioneer P45A70LX	76.0	•	•	12.8	1.3	0.0	37.7
Pioneer P44A60LX	74.0	•	•	13.3	3.3	0.0	45.3
NK44-J4XFS	71.3	68.3	68.4	12.6	2.3	0.0	38.0
Pioneer P44A21X	70.4	71.3	•	12.6	2.3	0.0	41.7
R19C-1081	69.7	•	•	13.5	2.0	0.0	41.7
AG43XF2	69.3	•	•	12.3	1.3	0.0	38.0
AG44XF4	67.9	•	•	11.6	1.7	0.0	35.3
Dyna-Gro S42XF93S	67.0	68.2	•	12.8	3.3	0.0	40.0
DELTA GROW 44XF75/STS	66.9	•	•	11.8	2.7	0.0	38.7
DONMARIO DM45F23	66.0	65.4	•	12.4	3.3	0.0	40.7
Integra XF4142S	65.2	•	•	12.3	1.7	0.0	35.7
Integra XF4454S	64.3	•	•	12.2	1.3	0.0	39.7
Revere 4237XFS	64.2	•	•	12.6	1.0	0.0	37.0
NK44-Q5E3S	64.1	64.0	•	11.1	1.3	0.0	31.3
AG45XF3	63.5	66.8	•	12.6	1.3	0.0	43.3
NK42-A6E3S	63.1	•	•	12.3	4.0	0.0	34.3
Innotech 4545E3S	59.9	•	•	11.9	1.7	0.0	31.0
AG42XF4	59.7	•	•	11.7	1.3	0.0	45.0
S19-10701	59.2	•	•	12.3	2.3	0.0	34.3
Revere 4415XF	59.0	63.0	61.6	13.7	1.3	0.0	38.7
Revere 4526XFS	57.9	64.3	•	12.4	1.7	0.0	43.0
R19C-1012	57.3	54.6	•	12.9	2.7	0.0	45.0
Innotech 4233E3S	56.0	•	•	12.3	3.7	0.0	37.0
R19C-1035	55.5	•	•	12.1	2.7	0.0	43.3
Grand Mean	64.5	•	•	12.5	2.1	0.0	39.0
LSD (5%)	6.9	•	•	0.9	0.8	•	4.2
C.V.	7.8	•	•	5.4	•	•	7.9
Relative Maturity 4.6–4.9							
Pioneer P47A64X	70.2	73.4	69.5	10.4	3.3	0.0	47.7
Progeny P4623XFS	67.9	•	•	11.4	1.0	0.0	35.3
Pioneer P46A90LX	65.8	•	•	10.5	3.7	0.0	41.0
AG47XF2	64.7	•	•	10.9	1.7	0.0	37.0
USG 7461XFS	64.7	67.6	65.3	11.3	2.3	0.0	44.3
Dyna-Gro S47XF23S	64.3	70.7	•	9.6	1.0	0.0	41.7
Integra X4660	64.1	•	•	10.3	1.0	0.0	37.7
DELTA GROW 48X45	63.9	68.9	67.4	10.8	1.3	0.0	39.7
Eagle Seed ES4800E3	63.7	•	•	10.7	2.3	0.0	39.7
Revere 4731XF	63.5	•	•	12.3	3.3	0.0	42.3

Continued

Table 19. Performance of Irrigated Soybean Cultivars, Lon Mann Cotton Research Station, Marianna, Ark., 2023, Continued.

Variety/Experimental Line	2023	2-Year Average[a]	3-Year Average[b]	Moisture	Lodging[c]	Shatter Score[d]	Plant Height
	----------(bu./ac)----------			(%)			(in.)
Relative Maturity 4.6–4.9, Cont.							
Progeny P4755XFS	63.3	•	•	11.1	3.3	0.0	43.0
Integra XF4893S	63.2	•	•	11.1	1.7	0.0	50.0
Dyna-Gro S49XF43S	63.1	•	•	10.6	3.7	0.0	41.3
Eagle Seed ES4875XF	62.7	70.7	67.0	9.8	1.0	0.0	41.0
DELTA GROW 46XF54	62.7	•	•	10.6	3.0	0.0	47.0
Revere 4826XFS	62.7	68.1	•	10.7	1.0	0.0	36.3
Progeny P4999E3S	62.6	•	•	11.2	2.3	0.0	38.7
S17-17644	61.9	•	•	11.7	3.0	0.0	23.3
Dyna-Gro S46XF31S	61.9	68.3	65.7	10.8	2.3	0.0	46.0
USG 7463XF	61.7	66.6	•	11.3	2.3	0.0	41.7
DELTA GROW 49E30/STS	61.7	•	•	11.4	1.7	0.0	38.3
NK49-C2XFS	61.6	•	•	12.2	1.3	0.0	42.7
DELTA GROW 47XF38	61.6	•	•	10.9	3.3	0.0	42.0
DELTA GROW 46X65/STS	61.5	67.7	65.9	11.0	2.0	0.0	39.7
Pioneer P48A04LX	61.3	•	•	10.8	3.3	0.0	40.7
Progeny P4947XFS	61.3	•	•	11.0	3.7	0.0	42.0
Integra XF4634S	60.6	•	•	9.7	3.0	0.0	46.7
AG46XF3	60.6	65.4	•	10.8	2.0	0.0	39.3
Revere 4925XFS	60.2	63.1	•	10.7	2.0	0.0	43.0
Revere 4934XF	59.9	•	•	10.4	2.3	0.0	40.0
AG47XF4	59.8	•	•	10.1	1.3	0.0	39.7
NK49-T6E3S	59.7	62.0	•	11.2	4.0	0.0	41.0
DONMARIO DM48F53	59.6	66.0	•	10.8	2.7	0.0	35.7
USG 7474XFS	59.2	•	•	10.2	1.7	0.0	40.3
Progeny P4665XFS	59.0	•	•	10.5	2.3	0.0	48.3
Axis 4613XF	58.4	65.7	•	10.2	1.7	0.0	41.7
Progeny P4806XFS	58.4	65.1	62.8	11.3	1.0	0.0	40.7
Innvictis B4603E	58.3	•	•	9.6	4.3	0.0	33.3
Innvictis B4903E	58.2	•	•	9.8	4.0	0.0	35.3
Innotech 4983E3S	58.0	•	•	10.9	2.0	0.0	39.0
NK46-B4XFS	57.9	•	•	10.2	2.0	0.0	39.7
Progeny P4798XF	57.8	62.1	•	11.1	2.3	0.0	41.0
Integra XF4621S	57.8	•	•	10.3	2.7	0.0	45.0
DELTA GROW 46E30	57.7	•	•	10.4	4.0	0.0	35.3
DELTA GROW 48E59	56.8	62.9	62.0	10.1	3.0	0.0	37.0
Progeny P4850E3	56.4	•	•	11.0	4.7	0.0	40.3
Progeny P4604XFS	56.3	61.4	60.1	10.3	2.7	0.0	47.0
DELTA GROW 48XF33/STS	56.0	61.8	•	10.8	3.0	0.0	43.3
Axis 4641XFS	55.9	65.2	61.9	11.4	2.0	0.0	43.3
DELTA GROW 48XF42	55.7	•	•	10.0	2.0	0.0	38.0

Continued

Table 19. Performance of Irrigated Soybean Cultivars, Lon Mann Cotton Research Station, Marianna, Ark., 2023, Continued.

Variety/Experimental Line	2023	2-Year Average[a]	3-Year Average[b]	Moisture	Lodging[c]	Shatter Score[d]	Plant Height
	----------(bu./ac)----------			(%)			(in.)
Relative Maturity 4.6–4.9, Cont.							
NK48-A8XFS	55.7	•	•	10.1	2.7	0.0	43.3
Integra XF4914S	55.6	•	•	10.6	4.3	0.0	41.7
Axis 4813XFS	55.2	60.7	•	9.0	1.0	0.0	36.0
R19C-1001	54.8	•	•	10.9	3.3	0.0	47.3
Dyna-Gro S49XF82S	54.1	60.2	•	9.8	2.7	0.0	40.0
AG48XF2	53.8	•	•	10.8	3.0	0.0	38.0
DELTA GROW 47E20/STS	53.6	51.9	54.1	12.4	2.3	0.0	50.3
DELTA GROW 49XF85/STS	53.6	•	•	11.3	3.7	0.0	36.7
Progeny P4775E3S	53.6	55.2	55.0	11.2	2.3	0.0	47.7
R18C-13665	53.3	56.6	•	11.2	2.7	0.0	51.3
Revere 4727XF	52.9	62.3	•	8.5	1.0	0.0	37.3
AG48XF3	52.1	60.1	•	9.4	1.3	0.0	43.3
DELTA GROW 46E10	52.0	57.9	57.7	9.7	2.0	0.0	38.3
Pioneer P46A20LX	51.2	60.7	•	9.7	2.3	0.0	40.0
UA46i20c	49.5	•	•	11.7	4.0	0.0	36.0
R19C-2678	49.4	•	•	12.1	3.0	0.0	33.7
Progeny P4691XFS	48.6	62.4	•	10.1	1.3	0.0	43.7
R19C-3147	48.5	•	•	11.8	1.7	0.0	46.7
Progeny P4778XFS	46.9	•	•	9.5	2.3	0.0	43.3
R19-39415	43.5	•	•	10.9	5.0	0.0	53.3
R19-39444	39.9	•	•	9.7	5.3	0.0	51.7
Grand Mean	58.1	•	•	10.7	2.5	0.0	41.3
LSD (5%)	6.1	•	•	1.5	0.9	•	4.0
C.V.	7.8	•	•	10.0	•	•	•
Relative Maturity 5.0–5.9							
S18-6328	64.1	•	•	9.8	3.3	0.0	32.0
AG52XF0	61.1	•	•	9.3	2.3	0.0	46.0
Revere 5029XFS	59.6	63.2	•	9.6	3.0	0.0	49.3
S18-6013	59.1	•	•	10.1	2.0	0.0	30.3
Progeny P5056XFS	59.1	62.6	•	9.7	1.7	0.0	47.3
DELTA GROW 53XF95/STS	58.2	•	•	8.9	3.7	0.0	39.7
R19C-3085	56.7	53.9	•	9.5	3.0	0.0	29.0
R19-4593	56.4	•	•	9.2	1.0	0.0	30.3
NK52-D6E3	56.2	•	•	8.2	4.3	0.0	45.0
Innvictis A5003XF	56.2	•	•	8.7	3.0	0.0	38.0
R19-45980	56.2	•	•	8.9	1.3	0.0	28.0
Innvictis B5013E	55.5	•	•	8.6	1.7	0.0	35.7
R18-10919	53.6	•	•	9.7	1.7	0.0	33.0
DELTA GROW 52XF22	53.3	58.7	•	8.5	2.3	0.0	44.3
R19-411424	51.4	•	•	10.2	3.3	0.0	34.3

Continued

Table 19. Performance of Irrigated Soybean Cultivars, Lon Mann Cotton Research Station, Marianna, Ark., 2023, Continued.

Variety/Experimental Line	2023	2-Year Average[a]	3-Year Average[b]	Moisture	Lodging[c]	Shatter Score[d]	Plant Height
	----------(bu./ac)----------			(%)			(in.)
Relative Maturity 5.0–5.9, Cont.							
AG56XF2	51.2	•	•	9.3	1.0	0.0	38.0
Revere 5143E3	50.5	•	•	8.3	4.3	0.0	43.7
DELTA GROW 55X25	50.5	•	•	9.4	1.0	0.0	37.7
AG53XF2	50.3	•	•	8.6	1.7	0.0	46.3
R19-46252	49.8	•	•	9.4	3.0	0.0	50.7
NK56-Z6XFS	49.2	•	•	10.1	1.0	0.0	34.3
NK54-J9XFS	49.1	•	•	9.0	4.0	0.0	48.3
R18-10491	48.3	•	•	9.8	1.3	0.0	35.7
R19-410712	47.2	•	•	9.2	1.0	0.0	32.7
R19C-3194	43.9	46.3	•	8.5	1.3	0.0	45.0
R19-42447b	43.5	•	•	8.6	4.0	0.0	54.7
R19-424115b	43.1	•	•	7.9	3.0	0.0	54.7
Progeny P5641XF	42.4	•	•	8.9	3.0	0.0	48.0
Progeny P5751XF	41.8	•	•	11.2	1.0	0.0	35.3
Innvictis A5813XF	40.5	•	•	9.2	1.0	0.0	34.7
DELTA GROW 55XF23	39.4	•	•	8.9	1.0	0.0	34.3
Progeny P5441XF	33.4	•	•	8.8	4.0	0.0	50.7
Grand Mean	51.0	•	•	9.2	2.3	0.0	40.2
LSD (5%)	4.0	•	•	1.1	0.8	•	4.1
C.V.	5.8	•	•	8.9	•	•	7.6

[a] Average yield from 2022 and 2023.

[b] Average yield from 2021, 2022, and 2023.

[c] 1 = 10° angle; 2 = 11–20° angle; 3 = 21–30° angle; 4 = 31–40° angle; 5 = 41–50° angle; 6 = 51–60° angle; 7 = 61–70° angle; 8 = 71–80° angle; 9 = 81–90° angle.

[d] 0 = < 10%; 1 = 11–20%, 2 = 21–30%, 3 = 31–40%, 4 = 41–50%, 5 = 51–60%, 6 = 61–70%, 7 = 71–80%, 8 = 81–90%, 9 = 91–100%.

Newport: Jackson County Extension Center (JCEC)

Irrigated Soybean Cultivars, 2023

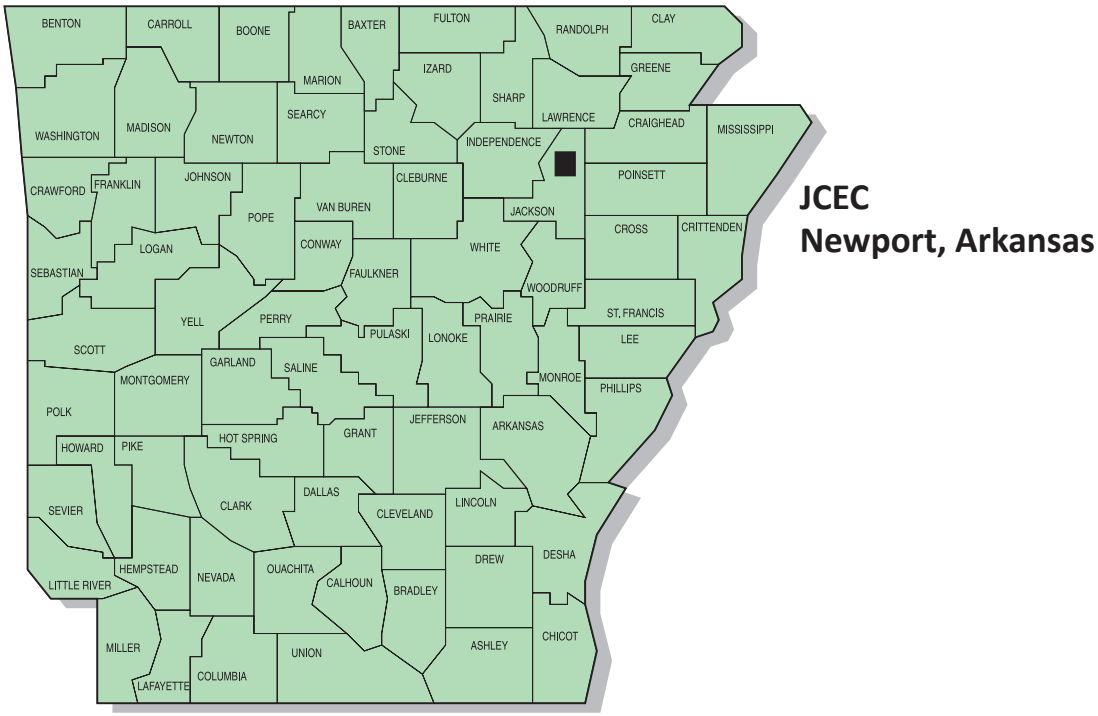

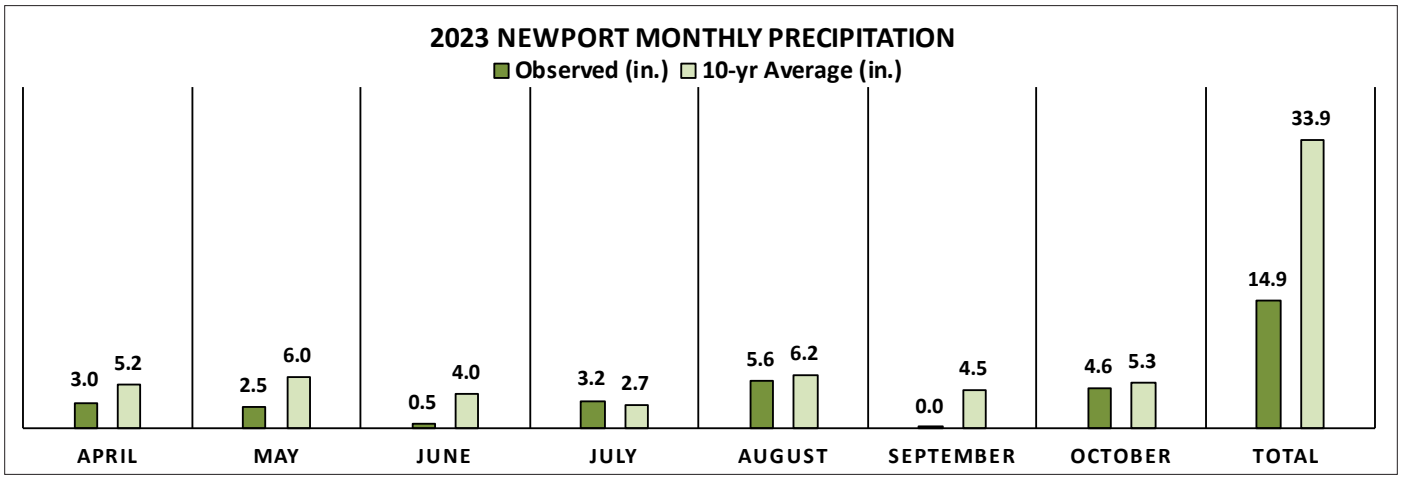

Soil Series
Beulah fine sandy loam
Row Spacing
30 in.
Planting Date
May 16

Harvest Date	October 16
Irrigation Dates	June 5, 28; July 5, 19; Aug. 1, 24, 30; Sept. 19
Herbicide Application(s)	**Date**
Fierce® 3 oz, Prefix® 2 pt	June 2

Table 20. Performance of Irrigated Cultivars, Newport Extension Center, Newport, Ark., 2023.

Variety/Experimental Line	2023	2-Year Average[a]	3-Year Average[b]	Moisture	Test Weight	Lodging[c]	Shatter Score[d]	Plant Height
	----------(bu./ac)----------			(%)	(lb/bu.)			(in.)
Relative Maturity 4.0–4.5								
AG44XF4	91.8	•	•	10.3	55.0	2.0	0.0	40.0
Integra XF4454S	88.7	•	•	9.6	56.5	1.0	0.0	46.0
Pioneer P44A21X	85.3	84.5	•	10.4	56.2	3.7	0.0	46.0
Revere 4237XFS	83.9	•	•	10.2	55.7	1.7	0.0	42.0
NK44-J4XFS	83.1	84.5	74.8	10.2	56.8	2.0	0.0	46.0
Integra XF4142S	82.9	•	•	10.2	56.6	2.0	0.0	40.0
Pioneer P45A70LX	82.7	•	•	9.8	56.3	3.0	0.0	43.0
AG42XF4	82.7	•	•	9.3	55.8	2.0	0.0	47.0
Innotech 4545E3S	81.8	•	•	10.3	56.2	3.0	0.0	41.0
NK44-Q5E3S	81.0	81.5	•	9.5	57.1	2.7	0.0	40.0
AG43XF2	79.9	•	•	10.4	56.0	1.7	0.0	46.0
R19C-1081	78.8	•	•	11.3	55.1	2.3	0.0	55.0
Revere 4415XF	78.7	80.0	74.6	11.0	58.3	2.7	0.0	41.0
DONMARIO DM45F23	78.4	82.2	•	10.4	56.5	3.3	0.0	44.0
R19C-1035	77.7	•	•	13.2	54.3	2.0	0.0	55.0
AG45XF3	77.3	79.0	•	9.9	57.2	2.7	0.0	49.0
Innotech 4233E3S	74.7	•	•	10.5	56.5	3.7	0.0	40.0
DELTA GROW 44XF75/STS	74.4	•	•	9.7	56.7	2.7	0.0	43.0
NK42-A6E3S	74.1	•	•	10.3	55.9	2.7	0.0	46.0
Pioneer P44A60LX	73.7	•	•	10.5	56.6	4.3	0.0	46.0
Dyna-Gro S42XF93S	73.1	77.4	•	10.9	55.6	4.3	0.0	46.0
Revere 4526XFS	72.4	75.2	•	10.2	56.4	3.0	0.0	49.0
S19-10701	70.9	•	•	10.7	56.4	3.3	0.0	45.0
R19C-1012	63.4	65.9	•	13.1	55.0	2.7	0.0	56.0
Grand Mean	78.8	•	•	10.5	56.2	2.7	0.0	45.5
LSD (5%)	8.3	•	•	0.6	•	0.8	•	•
C.V.	7.7	•	•	4.1	•	•	•	•
Relative Maturity 4.6–4.9								
AG47XF4	92.9	•	•	9.1	55.3	1.0	0.0	51.0
Eagle Seed ES4875XF	91.9	85.2	77.0	10.3	54.7	2.0	0.0	46.0
Axis 4613XF	86.9	89.0	•	9.2	56.5	2.3	0.0	49.0
DELTA GROW 48XF42	84.1	•	•	9.4	56.9	3.0	0.0	46.0
Pioneer P48A04LX	83.6	•	•	9.9	55.8	4.0	0.0	55.0
Revere 4727XF	83.2	84.8	•	8.7	56.2	2.7	0.0	43.0
Progeny P4623XFS	82.4	•	•	9.7	60.9	2.3	0.0	42.0
Innotech 4983E3S	82.3	•	•	9.6	56.5	1.7	0.0	55.0
AG47XF2	82.3	•	•	10.1	56.5	1.3	0.0	46.0
USG 7463XF	81.5	83.7	•	9.2	56.4	2.7	0.0	51.0

Continued

Table 20. Performance of Irrigated Cultivars, Newport Extension Center, Newport, Ark., 2023, Continued.

Variety/Experimental Line	2023	2-Year Average[a]	3-Year Average[b]	Moisture	Test Weight	Lodging[c]	Shatter Score[d]	Plant Height
	----------(bu./ac)----------			(%)	(lb/bu.)			(in.)
Relative Maturity 4.6–4.9, Cont.								
DELTA GROW 48X45	81.1	84.4	73.8	11.4	55.8	2.3	0.0	45.0
Progeny P4755XFS	81.0	•	•	10.4	56.4	4.3	0.0	53.0
DELTA GROW 46XF54	81.0	•	•	9.1	56.4	3.0	0.0	53.0
S17-17644	80.8	•	•	9.9	58.7	4.3	0.0	43.0
AG46XF3	80.5	79.5	•	9.9	56.1	2.7	0.0	46.0
Progeny P4691XFS	80.4	82.9	•	11.0	56.1	1.7	0.0	51.0
Progeny P4999E3S	79.7	•	•	9.1	56.6	2.0	0.0	50.0
NK46-B4XFS	79.5	•	•	8.7	57.1	4.0	0.0	52.0
Progeny P4806XFS	79.3	81.0	74.8	10.3	54.8	2.3	0.0	47.0
Axis 4641XFS	79.1	81.9	73.8	8.8	55.1	2.7	0.0	50.0
DELTA GROW 46X65/STS	78.9	85.1	76.3	8.8	56.7	3.3	0.0	49.0
Eagle Seed ES4800E3	78.9	•	•	10.1	55.7	3.3	0.0	49.0
NK48-A8XFS	78.4	•	•	10.1	57.4	4.0	0.0	50.0
DONMARIO DM48F53	78.4	85.1	•	9.3	56.4	3.3	0.0	44.0
DELTA GROW 48XF33/STS	78.0	82.1	•	9.8	56.2	3.3	0.0	53.0
Integra XF4634S	78.0	•	•	9.1	56.6	3.0	0.0	52.0
Integra X4660	77.9	•	•	9.2	56.6	2.3	0.0	47.0
Pioneer P46A20LX	77.9	79.9	•	9.7	55.5	4.3	0.0	47.0
DELTA GROW 49E30/STS	77.8	•	•	10.1	57.0	2.0	0.0	49.0
NK49-C2XFS	77.2	•	•	10.4	55.7	2.3	0.0	50.0
Pioneer P47A64X	76.8	83.6	74.9	9.7	56.2	4.0	0.0	57.0
Axis 4813XFS	76.7	81.8	•	8.3	56.9	2.0	0.0	44.0
Dyna-Gro S49XF43S	76.5	•	•	10.3	55.2	3.7	0.0	49.0
AG48XF3	76.5	81.6	•	7.3	55.4	2.3	0.0	54.0
DELTA GROW 47XF38	76.2	•	•	10.1	56.1	4.3	0.0	52.0
Progeny P4798XF	76.0	78.8	•	11.8	56.7	3.7	0.0	52.0
Revere 4934XF	75.9	•	•	9.3	56.8	3.3	0.0	50.0
Revere 4731XF	75.7	•	•	9.2	55.1	4.3	0.0	50.0
Revere 4826XFS	75.7	79.0	•	9.3	56.1	4.0	0.0	44.0
Integra XF4893S	75.5	•	•	10.6	55.2	4.0	0.0	60.0
Dyna-Gro S46XF31S	74.8	82.3	74.1	9.4	55.5	3.0	0.0	47.0
Progeny P4604XFS	74.7	79.6	73.6	9.5	55.5	2.7	0.0	55.0
Progeny P4947XFS	74.2	•	•	12.0	55.6	4.0	0.0	51.0
DELTA GROW 48E59	73.9	81.9	76.1	10.0	55.9	3.0	0.0	44.0
Revere 4925XFS	73.8	79.3	•	10.8	58.5	3.3	0.0	56.0
Dyna-Gro S47XF23S	73.6	80.5	•	8.7	56.0	1.7	0.0	46.0
DELTA GROW 49XF85/STS	72.9	•	•	10.5	55.5	4.3	0.0	46.0
DELTA GROW 46E10	72.2	74.8	72.4	8.8	56.0	3.0	0.0	44.0
Integra XF4914S	72.2	•	•	11.2	55.5	3.3	0.0	50.0
R18C-13665	72.0	75.5	•	10.6	57.6	3.0	0.0	60.0

Continued

Table 20. Performance of Irrigated Cultivars, Newport Extension Center, Newport, Ark., 2023, Continued.

Variety/Experimental Line	2023	2-Year Average[a]	3-Year Average[b]	Moisture	Test Weight	Lodging[c]	Shatter Score[d]	Plant Height
	----------(bu./ac)----------			(%)	(lb/bu.)			(in.)
Relative Maturity 4.6–4.9, Cont.								
Integra XF4621S	71.8	•	•	9.1	56.5	3.3	0.0	56.0
Pioneer P46A90LX	71.3	•	•	10.1	57.2	3.0	0.0	46.0
Progeny P4850E3	71.2	•	•	8.9	56.1	4.7	0.0	51.0
R19C-1001	70.5	•	•	12.5	55.9	3.3	0.0	60.0
Innvictis B4603E	70.3	•	•	9.3	56.2	4.7	0.0	44.0
Progeny P4665XFS	69.7	•	•	9.2	56.6	3.3	0.0	57.0
Progeny P4778XFS	69.2	•	•	8.8	56.0	3.3	0.0	46.0
USG 7461XFS	68.9	72.8	68.6	9.6	55.8	3.3	0.0	57.0
NK49-T6E3S	68.6	77.7	•	9.8	56.2	3.3	0.0	54.0
AG48XF2	68.0	•	•	9.8	55.3	3.7	0.0	47.0
UA46i20c	67.7	•	•	10.0	58.3	3.7	0.0	44.0
R19C-2678	67.5	•	•	11.0	56.0	3.3	0.0	55.0
Progeny P4775E3S	67.2	69.0	67.3	9.4	55.5	2.7	0.0	57.0
Dyna-Gro S49XF82S	66.6	76.3	•	8.8	56.1	3.7	0.0	51.0
DELTA GROW 47E20/STS	65.8	71.9	68.9	9.5	54.9	3.0	0.0	58.0
Innvictis B4903E	65.1	•	•	9.6	55.9	4.3	0.0	50.0
USG 7474XFS	63.1	•	•	9.2	56.1	3.7	0.0	46.0
DELTA GROW 46E30	56.8	•	•	8.8	55.4	4.3	0.0	47.0
R19C-3147	53.5	•	•	9.4	58.2	3.3	0.0	57.0
R19-39444	49.7	•	•	9.1	57.8	5.0	0.0	65.0
R19-39415	46.2	•	•	7.4	49.6	5.0	0.0	71.0
Grand Mean	74.6	•	•	9.7	56.2	3.2	0.0	50.6
LSD (5%)	7.5	•	•	1.4	2.2	0.8	•	•
C.V.	7.4	•	•	10.5	2.8	•	•	•

[a] Average yield from 2022 and 2023.

[b] Average yield from 2021, 2022, and 2023.

[c] 1 = 10° angle; 2 = 11–20° angle; 3 = 21–30° angle; 4 = 31–40° angle; 5 = 41–50° angle; 6 = 51–60° angle; 7 = 61–70° angle; 8 = 71–80° angle; 9 = 81–90° angle.

[d] 0 = < 10%; 1 = 11–20%, 2 = 21–30%, 3 = 31–40%, 4 = 41–50%, 5 = 51–60%, 6 = 61–70%, 7 = 71–80%, 8 = 81–90%, 9 = 91–100%.

Colt: Pine Tree Research Station (PTRS)

Irrigated Soybean Cultivars, 2023

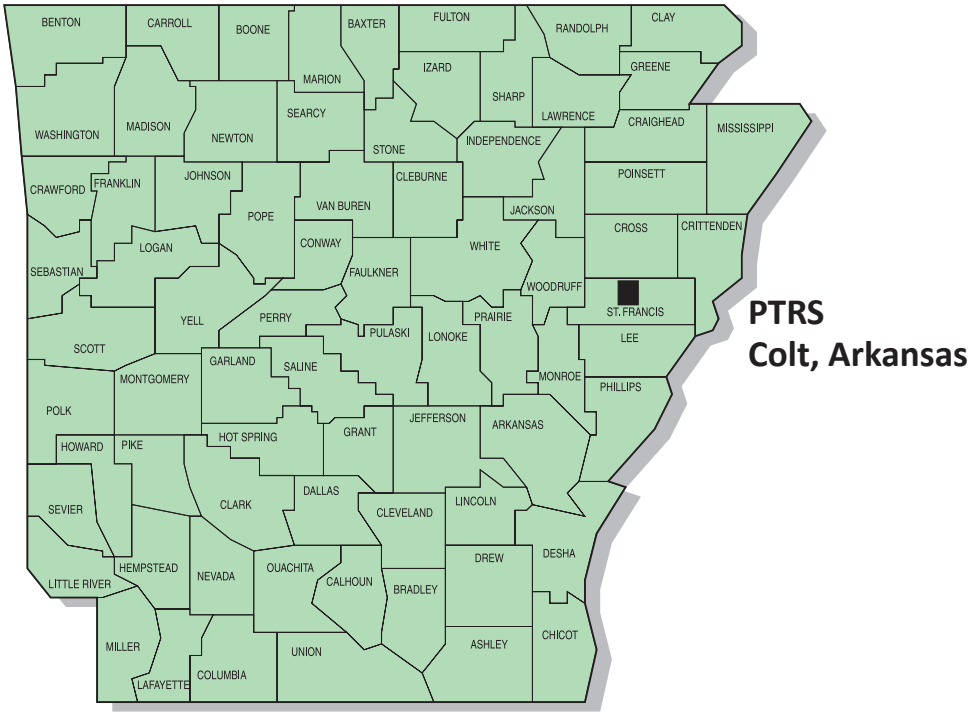

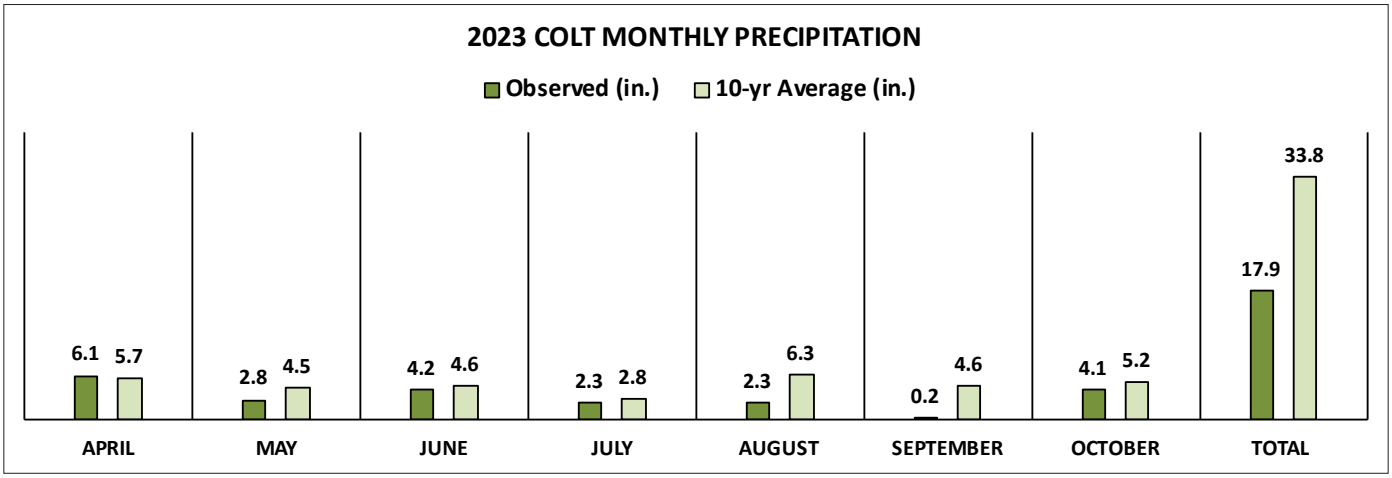

Soil Series
Calloway, silt loam
Previous Crop
Rice
Row Spacing
30 in.
Planting Date
May 9
Irrigation Dates
June 28; July 5, 18, 26; Aug. 2, 15, 22

Harvest	Date
Maturity Group 4E	Oct. 18
Maturity Group 4L and 5	Oct. 19
Fertilizer Application(s)	**Date**
70 lb P_2O_5, 120 lb K_2O	April 13
Herbicide Application(s)	**Date**
Fierce® 3.0 oz	May 9
Intensity® 10 oz	May 25
Basagran® 1 qt	May 26
Medal EC® 1.5 pt	June 6
Fomesafen® 1.5 pt, Intensity® 1 pt	June 9
Intensity® 8 oz	June 11

Table 21. Performance of Irrigated Soybean Cultivars, Pine Tree Research Station, Colt, Ark., 2023.

Variety/Experimental Line	2023	2-Year Average[a]	3-Year Average[b]	Moisture	Lodging[c]	Shatter Score[d]	Plant Height	Maturity Date
	----------(bu./ac)----------			(%)			(in.)	
Relative Maturity 4.0–4.5								
NK42-A6E3S	82.9	•	•	11.6	0.0	0.7	38.7	9/20
Innotech 4545E3S	77.3	•	•	11.6	0.0	0.3	33.3	9/20
Pioneer P45A70LX	76.2	•	•	11.2	0.0	0.0	37.7	9/20
Innotech 4233E3S	74.9	•	•	11.6	0.0	1.0	34.3	9/17
AG45XF3	73.9	70.6	•	11.9	0.3	0.0	40.3	9/20
Revere 4526XFS	73.5	74.3	•	11.8	0.0	0.3	43.7	9/21
Dyna-Gro S42XF93S	73.3	69.0	•	11.7	1.7	0.3	37.3	9/21
Pioneer P44A60LX	72.9	•	•	12.1	1.0	0.3	45.3	9/19
Pioneer P44A21X	72.9	74.2	•	11.5	0.0	0.0	40.7	9/19
AG43XF2	72.6	•	•	11.9	0.0	0.0	39.0	9/21
Integra XF4454S	72.3	•	•	11.6	0.0	1.0	38.0	9/19
NK44-Q5E3S	71.0	70.4	•	11.8	0.0	0.0	32.7	9/19
DELTA GROW 44XF75/STS	70.6	•	•	11.7	0.0	0.3	38.3	9/19
Revere 4415XF	70.0	67.8	71.6	12.1	0.0	1.3	37.3	9/20
AG44XF4	69.7	•	•	11.5	0.3	0.0	34.0	9/19
Integra XF4142S	68.9	•	•	11.6	0.0	0.0	31.7	9/21
AG42XF4	68.3	•	•	11.4	0.0	0.7	39.7	9/17
NK44-J4XFS	66.8	69.4	73.3	11.8	0.0	0.3	35.3	9/17
DONMARIO DM45F23	66.5	67.0	•	11.8	0.3	0.3	39.0	9/18
R19C-1081	65.4	•	•	12.0	1.3	1.0	43.0	9/22
Revere 4237XFS	65.0	•	•	11.7	0.0	2.3	37.3	9/17
S19-10701	64.2	•	•	11.8	0.3	0.7	32.3	9/20
R19C-1035	61.5	•	•	11.7	1.0	0.0	43.3	9/24
R19C-1012	58.0	59.6	•	12.2	0.3	0.0	44.7	9/24
Grand Mean	70.4	•	•	11.8	0.3	0.5	38.2	9/20
LSD (5%)	6.0	•	•	0.3	1.1	0.8	2.1	2.7
C.V.	6.2	•	•	1.8	•	•	4.0	9.8
Relative Maturity 4.6–4.9								
Innvictis B4903E	77.9	•	•	11.3	0.3	0.0	38.0	9/24
Dyna-Gro S49XF43S	77.0	•	•	11.4	0.3	0.0	38.3	9/25
Progeny P4850E3	76.7	•	•	11.0	0.0	0.3	38.7	9/24
Progeny P4947XFS	76.3	•	•	11.4	0.3	0.0	41.7	9/25
DELTA GROW 49XF85/STS	75.3	•	•	11.6	1.0	0.0	38.7	9/27
DELTA GROW 46E30	75.2	•	•	11.5	0.3	0.0	33.0	9/19
Integra XF4914S	74.7	•	•	11.5	1.7	0.0	37.0	9/27
Integra XF4634S	74.4	•	•	11.5	1.0	0.0	43.0	9/24
Dyna-Gro S47XF23S	74.0	70.6	•	11.3	0.0	0.0	38.3	9/24
DELTA GROW 48E59	73.4	71.1	73.1	11.7	0.3	0.0	37.0	9/24

Continued

Table 21. Performance of Irrigated Soybean Cultivars, Pine Tree Research Station, Colt, Ark., 2023, Continued.

Variety/Experimental Line	2023	2-Year Average[a]	3-Year Average[b]	Moisture	Lodging[c]	Shatter Score[d]	Plant Height	Maturity Date
	----------(bu./ac)----------			(%)			(in.)	
Relative Maturity 4.6–4.9, Cont.								
DELTA GROW 48XF33/STS	73.2	70.1	•	11.6	1.0	0.3	43.7	9/24
Progeny P4623XFS	73.2	•	•	11.3	0.7	0.0	35.7	9/24
NK49-C2XFS	72.6	•	•	11.3	0.7	0.0	41.3	9/25
Innvictis B4603E	72.2	•	•	11.1	0.0	0.3	35.3	9/20
DELTA GROW 46XF54	72.1	•	•	11.4	2.0	0.0	42.0	9/24
USG 7461XFS	72.0	68.0	70.4	11.1	0.3	0.3	43.3	9/24
AG48XF2	71.8	•	•	11.1	0.3	1.0	37.0	9/24
USG 7463XF	71.7	69.1	•	11.5	0.3	0.0	39.7	9/20
Integra XF4621S	71.7	•	•	11.2	1.0	0.3	44.3	9/24
DONMARIO DM48F53	71.6	70.6	•	11.5	0.3	0.0	35.7	9/24
Axis 4641XFS	71.6	67.6	71.5	11.1	0.3	0.3	42.7	9/22
AG48XF3	71.5	69.6	•	11.4	0.3	0.0	43.3	9/24
DELTA GROW 46X65/STS	71.5	68.9	71.4	11.4	0.0	0.0	40.3	9/24
DELTA GROW 47XF38	71.4	•	•	11.6	1.3	1.0	42.7	9/21
Pioneer P46A90LX	71.4	•	•	11.4	0.7	0.0	40.3	9/20
AG46XF3	71.1	69.1	•	11.3	0.3	0.0	39.0	9/23
Eagle Seed ES4800E3	71.0	•	•	11.5	0.3	0.3	37.7	9/24
Progeny P4604XFS	71.0	68.5	69.9	11.5	0.0	0.3	39.7	9/25
Progeny P4691XFS	70.9	68.7	•	11.8	0.3	1.0	41.7	9/22
Progeny P4665XFS	70.8	•	•	11.3	1.7	0.3	43.7	9/23
AG47XF2	70.7	•	•	11.9	0.3	0.0	36.0	9/23
Integra X4660	70.7	•	•	11.2	0.0	0.0	38.0	9/24
Pioneer P47A64X	70.7	69.7	76.0	11.4	0.0	2.0	46.3	9/25
Innotech 4983E3S	70.6	•	•	11.6	0.0	0.3	40.0	9/24
Axis 4613XF	70.6	68.1	•	11.5	0.0	0.3	42.3	9/19
Integra XF4893S	70.5	•	•	11.6	0.3	0.0	44.3	9/24
Dyna-Gro S46XF31S	70.4	65.8	69.4	11.5	0.7	0.0	42.0	9/24
Revere 4934XF	70.1	•	•	11.3	0.0	0.0	38.0	9/24
Progeny P4755XFS	70.1	•	•	11.5	2.0	0.3	42.0	9/22
Eagle Seed ES4875XF	69.9	65.4	66.3	11.5	0.0	0.0	41.0	9/24
NK48-A8XFS	69.8	•	•	11.6	0.0	0.3	43.7	9/24
DELTA GROW 48XF42	69.8	•	•	11.3	0.7	0.0	42.0	9/24
Pioneer P48A04LX	69.7	•	•	11.2	2.3	0.0	42.0	9/22
DELTA GROW 48X45	69.5	69.2	71.6	11.3	0.3	0.3	38.7	9/26
Revere 4731XF	69.4	•	•	11.3	2.0	1.3	42.3	9/20
Revere 4826XFS	69.4	67.2	•	11.2	0.0	0.0	36.7	9/24
NK49-T6E3S	69.4	66.9	•	11.4	3.3	0.3	41.3	9/25
Axis 4813XFS	69.0	65.8	•	11.2	0.0	1.0	39.7	9/23
DELTA GROW 49E30/STS	68.9	•	•	11.5	0.7	0.0	41.0	9/24
USG 7474XFS	68.1	•	•	11.6	0.7	0.0	41.3	9/24

Continued

Table 21. Performance of Irrigated Soybean Cultivars, Pine Tree Research Station, Colt, Ark., 2023, Continued.

Variety/Experimental Line	2023	2-Year Average[a]	3-Year Average[b]	Moisture	Lodging[c]	Shatter Score[d]	Plant Height	Maturity Date
	----------(bu./ac)----------			(%)			(in.)	
Relative Maturity 4.6–4.9, Cont.								
NK46-B4XFS	68.1	•	•	11.2	0.0	0.3	37.3	9/19
Progeny P4806XFS	68.0	65.2	66.2	10.9	0.0	0.0	38.3	9/24
Progeny P4798XF	67.4	67.2	•	11.0	0.3	0.0	39.7	9/24
AG47XF4	67.3	•	•	11.3	0.0	0.3	41.3	9/24
S17-17644	66.3	•	•	11.8	2.3	0.7	29.3	9/24
Pioneer P46A20LX	65.7	66.4	•	11.1	0.0	0.7	37.7	9/18
R19C-1001	65.6	•	•	11.9	3.3	0.0	46.7	9/26
Progeny P4999E3S	65.2	•	•	11.3	0.0	0.3	42.0	9/24
Progeny P4778XFS	64.4	•	•	11.0	0.3	0.0	41.3	9/24
DELTA GROW 47E20/STS	63.9	62.4	64.49.	11.4	0.0	1.0	44.0	9/24
Dyna-Gro S49XF82S	63.9	63.4	•	11.2	0.0	0.3	42.0	9/24
Revere 4727XF	63.6	66.7	•	11.0	0.0	0.7	36.7	9/24
DELTA GROW 46E10	63.2	62.0	60.1	11.2	0.7	1.7	39.3	9/18
R18C-13665	62.4	61.7	•	11.2	1.3	0.3	43.0	9/25
UA46i20c	60.2	•	•	11.9	0.3	0.0	37.7	9/24
Progeny P4775E3S	60.1	59.0	61.4	11.5	0.0	0.0	45.7	9/23
Revere 4925XFS	59.0	63.2	•	11.7	0.0	0.0	44.7	9/25
R19C-3147	57.7	•	•	11.5	0.3	0.0	42.7	9/25
R19C-2678	56.6	•	•	11.5	1.7	0.7	37.7	9/26
R19-39415	56.0	•	•	11.6	3.0	1.3	49.7	9/25
R19-39444	54.5	•	•	11.3	3.0	2.0	47.0	9/23
Grand Mean	69.1	•	•	11.4	0.7	0.3	40.5	9/24
LSD (5%)	5.4	•	•	0.3	1.2	0.7	3.1	1.3
C.V.	5.7	•	•	2.2	•	•	5.6	4.0
Relative Maturity 5.0–5.9								
Revere 5143E3	78.2	•	•	10.5	0.3	0.0	42.7	9/26
DELTA GROW 53XF95/STS	76.1	•	•	10.9	1.0	0.0	36.7	9/27
S18-6328	75.9	•	•	11.0	0.3	0.0	27.0	9/27
S18-6013	75.8	•	•	11.4	0.0	0.0	30.7	9/28
NK52-D6E3	74.7	•	•	10.7	1.3	0.3	41.7	9/26
Innvictis A5003XF	73.7	•	•	10.9	1.3	0.0	37.0	9/27
Revere 5029XFS	73.2	69.7	•	11.0	1.7	0.0	45.0	9/27
AG52XF0	72.9	•	•	11.0	0.3	0.0	45.0	9/27
DELTA GROW 52XF22	72.9	68.9	•	10.7	0.0	0.0	39.7	9/27
Innvictis B5013E	71.8	•	•	11.0	0.0	0.0	39.3	9/23
Progeny P5056XFS	71.0	69.9	•	11.2	0.7	0.0	43.0	9/27
AG53XF2	68.9	•	•	10.9	0.0	0.0	43.0	9/27
NK54-J9XFS	68.1	•	•	11.1	1.7	0.0	45.0	10/6
R19-4593	68.0	•	•	10.8	0.0	0.0	27.3	9/27
R19C-3085	67.3	65.7	•	11.2	0.7	0.3	29.3	9/25

Continued

Table 21. Performance of Irrigated Soybean Cultivars, Pine Tree Research Station, Colt, Ark., 2023, Continued.

Variety/Experimental Line	2023	2-Year Average[a]	3-Year Average[b]	Moisture	Lodging[c]	Shatter Score[d]	Plant Height	Maturity Date
	----------(bu./ac)----------			(%)			(in.)	
Relative Maturity 5.0–5.9, Cont.								
R19-45980	66.5	•	•	10.7	0.3	0.0	34.7	9/28
NK56-Z6XFS	63.3	•	•	10.5	0.0	0.0	25.7	9/28
AG56XF2	62.5	•	•	11.0	0.0	0.0	34.7	9/27
R19-411424	62.5	•	•	11.3	3.3	0.0	31.7	9/27
R19-410712	62.1	•	•	11.2	0.0	0.0	30.7	9/30
R19-42447b	61.0	•	•	10.7	7.3	1.0	47.0	9/28
DELTA GROW 55X25	60.0	•	•	10.9	0.0	0.0	32.0	9/27
R18-10919	58.3	•	•	11.5	0.0	0.0	34.3	9/30
R19-46252	58.1	•	•	10.9	1.7	0.0	47.0	9/28
R19C-3194	57.4	53.6	•	11.0	0.0	0.0	43.0	9/27
Progeny P5641XF	55.0	•	•	10.9	0.0	0.0	41.7	10/11
DELTA GROW 55XF23	53.2	•	•	10.8	0.0	0.3	34.7	10/8
Innvictis A5813XF	53.0	•	•	11.0	0.0	0.0	36.3	10/8
Progeny P5441XF	52.7	•	•	10.8	5.7	0.0	47.3	10/2
R19-424115b	52.7	•	•	10.7	2.0	2.0	53.0	9/28
R18-10491	52.2	•	•	11.2	0.0	0.0	31.7	9/28
Progeny P5751XF	47.4	•	•	11.3	0.0	0.0	37.0	10/8
Grand Mean	64.6	•	•	11.0	0.9	0.1	38.0	9/29
LSD (5%)	4.6	•	•	0.3	1.2	0.7	3.0	4.6
C.V.	5.2	•	•	1.7	•	•	5.8	11.5

[a] Average yield from 2022 and 2023.

[b] Average yield from 2021, 2022, and 2023.

[c] 1 = 10° angle; 2 = 11–20° angle; 3 = 21–30° angle; 4 = 31–40° angle; 5 = 41–50° angle; 6 = 51–60° angle; 7 = 61–70° angle; 8 = 71–80° angle; 9 = 81–90° angle.

[d] 0 = <10%; 1 = 11–20%, 2 = 21–30%, 3 = 31–40%, 4 = 41–50%, 5 = 51–60%, 6 = 61–70%, 7 = 71–80%, 8 = 81–90%, 9 = 91–100%.

Rohwer: Rohwer Research Station (RRS)

Irrigated Soybean Cultivars, 2023

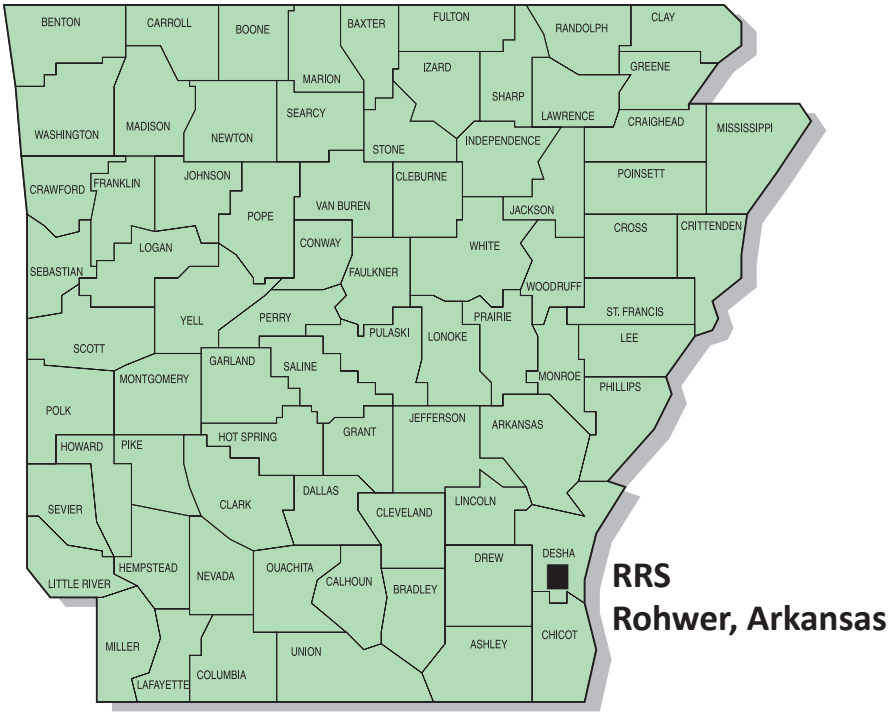

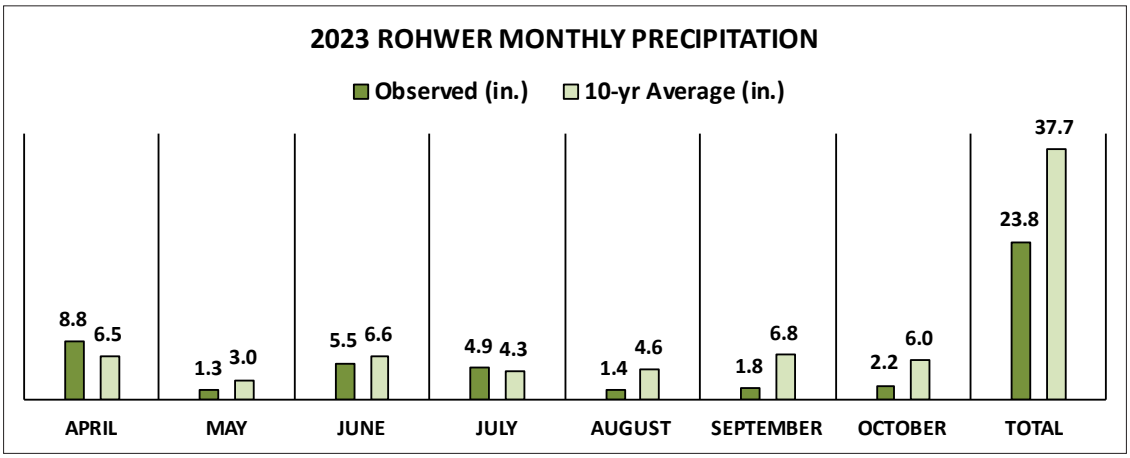

Soil Series
Sharkey silty clay
Previous Crop
Corn
Row Spacing
38 in.
Planting Date
May 3
Irrigation Dates
June 3, 28; July 27; Aug. 1, 18, 24

Harvest Date	
September 21	
Fertilizer Application(s)	**Date**
0-0-60 150 lb	March 23
Herbicide Application(s)	**Date**
Valor® 2 oz, Priority 8E® 1.3 pt, Paraquat® 1 qt	April 17
Zidua® 3 oz, Glyphosate® 1 qt	May 3
Select® 10 oz, Fomesafen® 1.5 pt, Priority 8E® 1.5 pt	May 23
Zidua® 4 oz, Select® 1 pt, Basagran® 1 pt, Blazer® 2 pt	June 9

Table 22. Performance of Irrigated Soybean Varieties and Strains, Rohwer Research Station, Rohwer, Ark., 2023.

Variety/Experimental Line	2023	2-Year Average[a]	3-Year Average[b]	Moisture	Test Weight	Lodging[c]	Plant Height	Maturity Date
	----------(bu./ac)----------			(%)	(lb/bu.)		(in.)	
Relative Maturity 4.0–4.5								
AG45XF3	79.2	81.3	•	12.0	59.7	1.3	40.3	9/11
Pioneer P45A70LX	77.6	•	•	13.7	58.9	2.0	41.3	9/16
Pioneer P44A21X	75.8	78.7	•	11.2	60.1	1.0	41.0	9/11
Pioneer P44A60LX	75.8	•	•	12.3	59.6	2.3	45.7	9/14
NK44-Q5E3S	75.8	73.9	•	12.5	59.4	1.0	32.7	9/15
Revere 4237XFS	75.1	•	•	13.7	59.0	1.0	41.3	9/9
Innotech 4233E3S	74.7	•	•	12.5	59.5	1.0	35.0	9/11
Dyna-Gro S42XF93S	74.4	67.3	•	13.6	59.0	2.3	41.0	9/14
AG43XF2	73.8	•	•	14.2	58.7	1.0	38.3	9/14
AG44XF4	73.2	•	•	13.5	59.0	1.0	35.3	9/14
NK42-A6E3S	71.5	•	•	14.4	58.8	1.7	37.0	9/13
Revere 4526XFS	71.1	73.8	•	13.7	59.1	2.0	40.3	9/12
Integra XF4454S	70.4	•	•	11.8	59.8	1.0	37.3	9/13
NK44-J4XFS	68.9	70.5	73.3	13.6	59.0	1.3	39.0	9/11
Innotech 4545E3S	68.5	•	•	13.4	59.1	1.0	33.3	9/12
AG42XF4	67.1	•	•	12.6	59.4	1.0	39.3	9/13
Revere 4415XF	65.7	73.0	71.6	15.0	58.6	1.0	36.3	9/12
DELTA GROW 44XF75/STS	64.9	•	•	11.2	60.1	1.0	39.3	9/13
DONMARIO DM45F23	64.8	72.2	•	19.2	57.1	3.0	39.7	9/19
R19C-1012	64.7	68.7	•	17.1	57.9	2.0	43.0	9/21
R19C-1081	64.5	•	•	16.0	58.1	1.7	40.3	9/21
Integra XF4142S	63.5	•	•	13.5	59.0	1.0	36.0	9/12
R19C-1035	62.5	•	•	16.3	58.2	2.7	44.3	9/21
S19-10701	62.4	•	•	12.3	59.6	1.3	36.3	9/18
Grand Mean	70.2	•	•	13.7	59.0	1.5	38.9	9/14
LSD (5%)	8.4	•	•	2.2	0.7	•	2.5	2.7
C.V.	8.7	•	•	11.6	0.9	•	4.7	•
Relative Maturity 4.6–4.9								
USG 7474XFS	80.0	•	•	10.7	60.3	1.0	36.7	9/15
Integra XF4634S	79.0	•	•	10.3	60.4	1.3	44.3	9/14
Integra XF4893S	78.5	•	•	11.9	59.7	1.0	42.0	9/18
Pioneer P46A90LX	76.3	•	•	10.7	60.2	2.0	41.0	9/13
Progeny P4947XFS	76.2	•	•	13.3	59.1	1.7	44.7	9/18
Progeny P4665XFS	76.1	•	•	11.2	60.0	2.0	42.3	9/14
AG47XF4	76.0	•	•	11.9	59.6	1.0	42.0	9/16
Progeny P4623XFS	75.2	•	•	12.5	59.4	2.3	40.0	9/18
AG46XF3	75.2	77.2	•	11.5	59.8	1.0	38.0	9/15
Integra X4660	74.9	•	•	10.2	60.4	1.0	37.3	9/13

Continued

Table 22. Performance of Irrigated Soybean Varieties and Strains, Rohwer Research Station, Rohwer, Ark., 2023, Continued.

Variety/Experimental Line	2023	2-Year Average[a]	3-Year Average[b]	Moisture	Test Weight	Lodging[c]	Plant Height	Maturity Date
	----------(bu./ac)----------			(%)	(lb/bu.)		(in.)	
Relative Maturity 4.6–4.9, Cont.								
Revere 4826XFS	74.9	77.8	•	11.2	60.0	1.3	38.0	9/19
DELTA GROW 46XF54	74.9	•	•	9.8	60.8	1.7	43.7	9/14
DELTA GROW 48XF42	74.6	•	•	10.3	60.5	1.3	38.7	9/13
DELTA GROW 46X65/STS	74.5	75.8	71.0	11.2	60.0	1.0	35.7	9/14
Axis 4613XF	74.4	71.5	•	13.8	58.8	1.7	40.7	9/13
AG47XF2	74.3	•	•	11.1	59.8	1.3	37.7	9/15
AG48XF3	74.3	76.7	•	11.5	59.8	1.3	41.0	9/15
Dyna-Gro S47XF23S	74.2	73.5	•	11.3	59.9	1.0	37.7	9/13
DELTA GROW 48X45	73.8	70.8	71.3	14.6	58.6	1.0	42.0	9/19
DONMARIO DM48F53	73.5	72.8	•	10.4	60.3	1.3	38.7	9/11
Pioneer P47A64X	73.4	74.5	72.7	14.8	58.5	3.0	48.0	9/16
DELTA GROW 48XF33/STS	73.3	72.4	•	11.7	59.6	2.3	42.0	9/17
NK46-B4XFS	73.2	•	•	9.8	60.9	1.0	40.0	9/11
Dyna-Gro S49XF43S	72.5	•	•	13.1	59.2	1.3	36.7	9/19
Revere 4727XF	71.5	70.3	•	9.8	60.8	1.0	36.7	9/16
AG48XF2	71.5	•	•	12.7	59.2	1.7	40.3	9/13
USG 7461XFS	71.1	68.4	66.4	12.9	59.2	1.0	43.0	9/13
Revere 4731XF	71.1	•	•	12.3	59.5	2.3	39.7	9/13
Innvictis B4903E	71.0	•	•	11.3	60.2	1.0	36.0	9/14
Progeny P4778XFS	70.9	•	•	11.0	60.1	1.3	40.7	9/15
USG 7463XF	70.8	69.7	•	11.7	59.7	1.0	41.3	9/12
NK48-A8XFS	70.7	•	•	12.5	59.4	1.3	43.0	9/15
Axis 4813XFS	70.3	66.9	•	9.8	60.8	1.0	35.3	9/17
NK49-C2XFS	70.3	•	•	15.0	58.5	1.0	39.7	9/19
Eagle Seed ES4875XF	70.3	65.2	65.8	13.4	58.8	1.0	39.3	9/21
Progeny P4775E3S	70.2	69.4	68.3	11.9	59.6	1.0	45.3	9/16
Progeny P4999E3S	69.9	•	•	13.4	59.1	1.3	36.3	9/18
Progeny P4798XF	69.7	63.3	•	12.0	59.6	1.3	39.7	9/19
Innvictis B4603E	69.1	•	•	14.6	58.9	1.0	35.3	9/13
Dyna-Gro S46XF31S	69.0	67.1	67.0	11.8	59.7	1.3	43.7	9/15
Pioneer P46A20LX	68.9	74.1	•	11.5	59.8	1.0	40.7	9/12
Eagle Seed ES4800E3	68.1	•	•	11.0	60.1	1.3	35.3	9/17
Progeny P4691XFS	68.0	72.3	•	11.1	60.0	1.0	39.7	9/12
DELTA GROW 46E30	67.9	•	•	10.3	60.5	2.0	36.0	9/11
Progeny P4755XFS	67.4	•	•	12.2	59.5	1.3	41.0	9/11
DELTA GROW 48E59	67.3	67.1	66.7	12.0	59.7	1.3	36.0	9/18
Progeny P4850E3	67.0	•	•	12.6	59.4	1.7	35.7	9/16
Revere 4925XFS	67.0	67.1	•	16.1	58.4	1.7	42.7	9/19
Progeny P4604XFS	66.8	69.6	68.2	12.5	59.4	1.0	43.3	9/15
Axis 4641XFS	66.7	70.5	68.8	11.1	59.9	1.0	42.7	9/11

Continued

Table 22. Performance of Irrigated Soybean Varieties and Strains, Rohwer Research Station, Rohwer, Ark., 2023, Continued.

Variety/Experimental Line	2023	2-Year Average[a]	3-Year Average[b]	Moisture	Test Weight	Lodging[c]	Plant Height	Maturity Date
	----------(bu./ac)----------			(%)	(lb/bu.)		(in.)	
Relative Maturity 4.6–4.9, Cont.								
DELTA GROW 47XF38	66.6	•	•	11.1	59.9	2.0	39.7	9/10
Pioneer P48A04LX	66.3	•	•	14.6	58.6	4.3	43.7	9/18
DELTA GROW 49E30/STS	66.3	•	•	12.5	59.4	1.7	39.3	9/21
DELTA GROW 47E20/STS	64.3	68.3	67.2	15.7	58.2	1.3	46.7	9/17
R18C-13665	63.9	63.3	•	11.6	59.8	2.3	43.7	9/18
S17-17644	63.7	•	•	12.1	59.5	4.0	36.0	9/18
Progeny P4806XFS	62.9	56.9	60.9	13.0	59.1	1.0	40.7	9/21
Integra XF4621S	62.5	•	•	13.8	59.1	1.7	41.3	9/13
Revere 4934XF	62.2	•	•	10.1	60.6	2.0	38.7	9/14
Innotech 4983E3S	62.0	•	•	11.7	59.6	1.0	38.0	9/16
DELTA GROW 49XF85/STS	61.9	•	•	23.7	56.1	2.7	36.7	9/22
Dyna-Gro S49XF82S	60.8	63.5	•	10.2	60.5	2.0	40.7	9/17
DELTA GROW 46E10	60.4	55.3	57.4	10.4	60.5	1.0	39.3	9/11
UA46i20c	60.2	•	•	15.4	58.4	1.7	37.0	9/17
Integra XF4914S	59.6	•	•	17.7	57.5	2.3	38.3	9/22
R19C-1001	58.5	•	•	18.0	57.5	2.3	45.7	9/22
NK49-T6E3S	55.7	62.5	•	14.6	58.8	1.7	39.0	9/17
R19C-2678	52.4	•	•	13.4	59.0	3.3	39.3	9/20
R19-39415	50.5	•	•	15.7	58.0	4.7	50.0	9/22
R19-39444	49.7	•	•	17.8	57.4	4.3	48.7	9/21
R19C-3147	47.7	•	•	17.2	57.6	2.0	42.3	9/21
Grand Mean	68.5	•	•	12.6	59.5	1.6	40.3	9/15
LSD (5%)	8.6	•	•	3.2	1.2	•	3.0	2.1
C.V.	9.3	•	•	18.7	1.5	•	5.5	9.6
Relative Maturity 5.0–5.9								
AG52XF0	78.5	•	•	12.0	59.7	1.7	41.3	9/26
Revere 5143E3	77.1	•	•	11.1	60.2	2.0	39.7	9/25
NK52-D6E3	76.5	•	•	10.5	60.6	1.7	42.0	9/26
Revere 5029XFS	76.0	77.7	•	12.3	59.5	2.7	43.0	9/24
Innvictis A5003XF	75.8	•	•	11.4	59.9	1.7	38.7	9/24
Progeny P5056XFS	73.7	67.5	•	11.9	59.7	2.3	43.0	9/23
Innvictis B5013E	73.4	•	•	11.2	60.2	1.0	40.0	9/24
DELTA GROW 52XF22	71.0	71.1	•	11.1	60.1	1.7	42.0	9/25
NK54-J9XFS	70.5	•	•	14.6	58.7	4.0	47.3	10/10
DELTA GROW 53XF95/STS	68.7	•	•	11.5	60.0	1.3	35.3	9/24
DELTA GROW 55X25	68.4	•	•	11.1	60.2	1.0	37.0	9/26
AG56XF2	67.8	•	•	13.2	59.3	2.0	41.0	9/27
S18-6328	67.6	•	•	12.6	59.5	3.7	34.3	9/28
S18-6013	67.5	•	•	13.5	59.1	3.3	41.3	9/27
AG53XF2	67.1	•	•	11.5	60.1	1.0	40.7	9/23

Continued

Table 22. Performance of Irrigated Soybean Varieties and Strains, Rohwer Research Station, Rohwer, Ark., 2023, Continued.

Variety/Experimental Line	2023	2-Year Average[a]	3-Year Average[b]	Moisture	Test Weight	Lodging[c]	Plant Height	Maturity Date
	----------(bu./ac)----------			(%)	(lb/bu.)		(in.)	
Relative Maturity 5.0–5.9, Cont.								
R19-410712	66.4	•	•	11.4	60.1	2.0	38.0	10/6
R18-10919	66.0	•	•	12.1	59.8	2.0	36.0	10/6
R19-4593	65.8	•	•	11.2	60.1	2.3	33.0	9/27
R19-411424	65.5	•	•	11.7	60.0	3.7	37.3	9/27
R19-45980	64.2	•	•	11.5	59.9	1.3	35.0	9/27
R18-10491	64.1	•	•	12.0	59.7	2.3	36.3	9/28
R19C-3085	62.8	61.0	•	11.6	60.0	1.0	35.7	9/25
NK56-Z6XFS	61.1	•	•	11.4	59.8	1.0	31.3	9/23
R19-42447b	59.8	•	•	11.4	59.9	3.7	50.7	10/2
Progeny P5641XF	59.1	•	•	10.8	60.2	1.3	48.3	9/26
Progeny P5751XF	58.5	•	•	12.0	59.6	1.3	38.0	10/10
Innvictis A5813XF	57.3	•	•	12.2	59.7	1.0	36.0	10/10
R19C-3194	57.0	54.8	•	10.8	60.4	1.7	43.0	9/24
R19-46252	56.4	•	•	13.5	58.9	3.0	44.3	10/2
R19-424115b	53.3	•	•	11.4	59.9	3.7	51.3	10/1
DELTA GROW 55XF23	53.2	•	•	11.9	59.7	1.0	34.3	10/10
Progeny P5441XF	52.0	•	•	11.4	60.0	5.0	44.0	10/2
Grand Mean	65.6	•	•	11.8	59.8	2.1	40.0	9/29
LSD (5%)	5.2	•	•	2.0	0.9	•	4.5	4.1
C.V.	5.8	•	•	12.2	1.1	•	8.3	10.5

[a] Average yield from 2022 and 2023.

[b] Average yield from 2021, and 2022, 2023.

[c] 1 = 10° angle; 2 = 11–20° angle; 3 = 21–30° angle; 4 = 31–40° angle; 5 = 41–50° angle; 6 = 51–60° angle; 7 = 61–70° angle; 8 = 71–80° angle; 9 = 81–90° angle.

Stuttgart: Rice Research and Extension Center (RREC)

Irrigated Soybean Cultivars, 2023

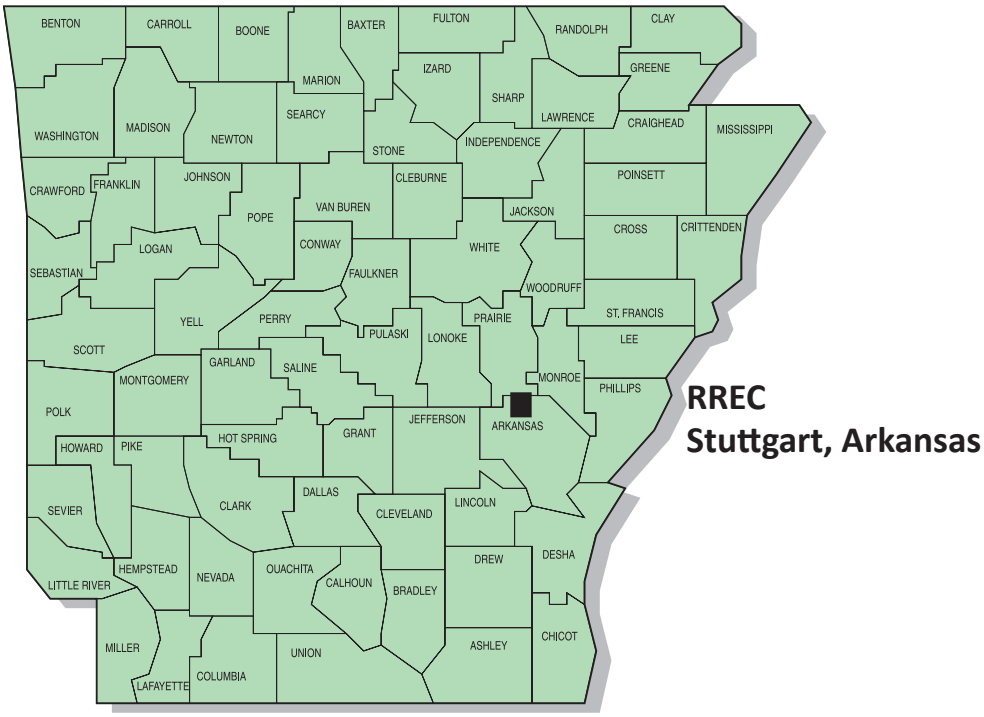

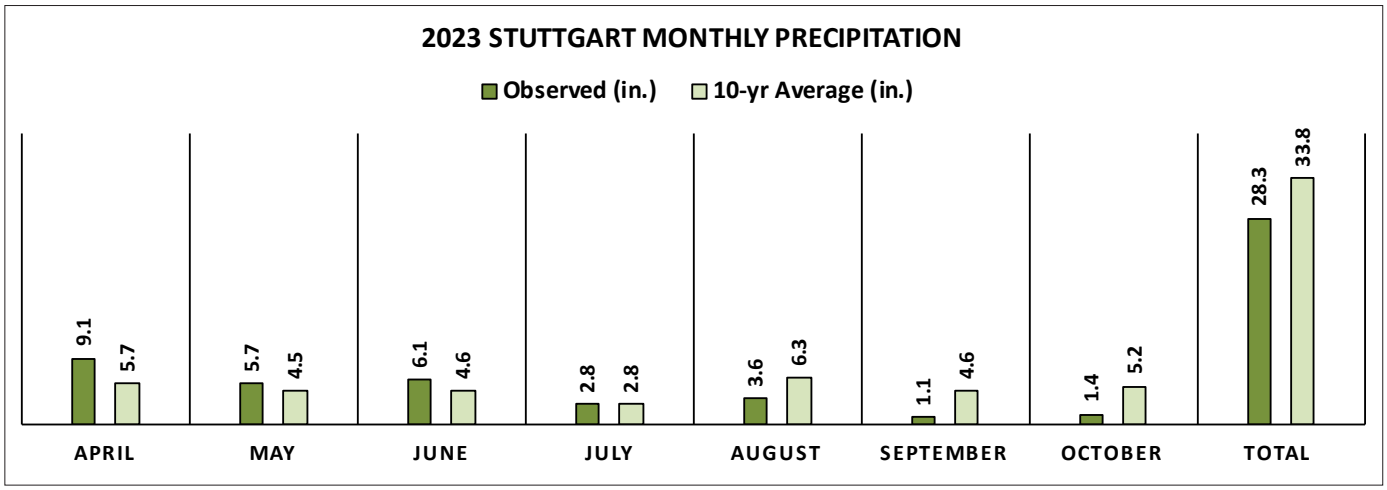

Soil Series
Dewitt silt loam
Previous Crop
Rice
Row Spacing
30 in.
Planting Date
May 24
Irrigation Dates
June 4; July 23, 30

Harvest Date	
November 6	
Fertilizer Application(s)	**Date**
0-75-75	May 5
Herbicide Application(s)	**Date**
Glyphosate® 1 qt, Storm® 0.5 pt Storm® 1.5 pt, First Rate® 0.5 oz, Basagran® 8 oz Select® 1 pt, Storm® 1.5 pt	May 24 June 29 July 13

Table 23. Performance of Irrigated Soybean Cultivars, Rice Research and Extension Center, Stuttgart, Ark., 2023.

Variety/Experimental Line	2023	2-Year Average[a]	3-Year Average[b]	Moisture	Lodging[c]	Shatter Score[d]	Plant Height
	----------(bu./ac)----------			(%)			(in.)
Relative Maturity 4.0–4.5							
NK42-A6E3S	74.3	•	•	12.5	1.0	0.3	34.3
DONMARIO DM45F23	73.0	77.2	•	12.4	1.0	0.3	36.7
Dyna-Gro S42XF93S	72.8	72.9	•	12.3	1.0	0.0	38.0
Pioneer P45A70LX	72.5	•	•	12.3	1.0	0.0	37.0
Pioneer P44A60LX	72.1	•	•	12.7	1.7	0.0	41.3
NK44-Q5E3S	71.1	73.2	•	12.3	1.0	0.0	32.0
Innotech 4233E3S	70.5	•	•	12.6	1.0	0.0	35.3
AG45XF3	69.4	74.0	•	12.7	1.0	0.0	39.7
AG44XF4	69.2	•	•	12.4	1.0	0.0	33.7
R19C-1081	69.2	•	•	12.7	1.0	0.0	42.7
R19C-1012	68.9	69.4	•	12.8	1.0	0.0	40.3
R19C-1035	68.8	•	•	12.1	1.0	0.0	37.7
Revere 4526XFS	68.6	73.6	•	13.0	1.0	0.0	36.7
NK44-J4XFS	67.6	71.6	71.9	12.7	1.0	0.0	37.3
Revere 4415XF	67.4	72.2	72.5	13.0	1.0	0.0	33.3
DELTA GROW 44XF75/STS	66.6	•	•	12.5	1.0	0.0	37.7
Innotech 4545E3S	66.5	•	•	12.7	1.0	0.0	34.3
Pioneer P44A21X	66.3	71.9	•	12.5	1.0	0.0	39.3
Integra XF4454S	65.1	•	•	12.5	1.0	0.0	36.0
AG43XF2	65.0	•	•	12.8	1.0	0.0	34.7
Revere 4237XFS	63.8	•	•	12.8	1.0	0.0	37.3
Integra XF4142S	61.3	•	•	12.4	1.0	0.0	30.7
S19-10701	61.2	•	•	12.7	1.7	0.0	31.7
AG42XF4	57.0	•	•	12.3	1.0	0.7	36.0
Grand Mean	67.8	•	•	12.6	1.1	0.1	36.4
LSD (5%)	4.6	•	•	0.3	•	0.3	3.7
C.V.	5.0	•	•	1.5	•	•	7.5
Relative Maturity 4.6–4.9							
NK49-C2XFS	82.9	•	•	11.4	1.0	0.0	39.0
Pioneer P47A64X	82.7	82.3	79.9	12.0	1.0	0.3	45.7
Innvictis B4903E	81.8	•	•	11.3	1.0	0.0	39.7
Progeny P4999E3S	81.7	•	•	12.0	1.0	0.0	42.0
Dyna-Gro S49XF43S	81.3	•	•	11.7	1.3	0.0	36.7
Innvictis B4603E	80.8	•	•	11.6	1.0	0.0	38.7
Integra XF4914S	79.7	•	•	11.3	1.3	0.0	36.3
AG48XF3	79.5	78.6	•	11.8	1.3	0.0	41.0
Axis 4613XF	79.3	75.3	•	11.6	1.3	0.0	40.3
Eagle Seed ES4800E3	79.3	•	•	11.7	1.0	0.0	38.0

Continued

Table 23. Performance of Irrigated Soybean Cultivars, Rice Research and Extension Center, Stuttgart, Ark., 2023, Continued.

Variety/Experimental Line	2023	2-Year Average[a]	3-Year Average[b]	Moisture	Lodging[c]	Shatter Score[d]	Plant Height
	----------(bu./ac)----------			(%)			(in.)
Relative Maturity 4.6–4.9, Cont.							
Dyna-Gro S46XF31S	79.3	78.4	75.4	11.5	1.0	0.0	41.0
DELTA GROW 49XF85/STS	79.3	•	•	11.5	1.0	0.0	39.7
Innotech 4983E3S	78.7	•	•	12.0	1.0	0.0	41.7
NK49-T6E3S	78.6	73.8	•	11.7	2.0	0.0	40.0
USG 7474XFS	78.1	•	•	11.6	1.0	0.0	36.7
DELTA GROW 49E30/STS	78.1	•	•	11.9	1.0	0.0	40.7
Pioneer P46A90LX	78.0	•	•	11.9	1.3	0.0	42.3
DELTA GROW 46X65/STS	78.0	74.3	74.5	11.5	1.3	0.0	40.3
Progeny P4798XF	78.0	74.2	•	11.5	1.7	0.0	41.7
Progeny P4850E3	77.9	•	•	11.6	1.0	0.0	39.7
Integra XF4621S	77.7	•	•	11.7	1.0	0.0	41.3
Integra X4660	77.6	•	•	11.6	1.0	0.0	38.7
Revere 4826XFS	77.2	77.8	•	11.7	1.0	0.0	37.3
Revere 4731XF	76.9	•	•	11.8	1.3	0.0	39.3
USG 7463XF	76.8	62.5	•	11.6	1.0	0.0	42.0
Progeny P4806XFS	76.6	77.0	72.6	11.8	1.3	0.0	39.3
Revere 4934XF	76.6	•	•	12.0	1.3	0.0	36.7
Progeny P4623XFS	76.5	•	•	11.7	1.0	0.0	38.3
AG47XF4	76.5	•	•	11.6	1.0	0.0	41.0
NK48-A8XFS	76.2	•	•	11.7	1.0	0.0	42.7
Dyna-Gro S47XF23S	76.2	68.9	•	11.7	1.0	0.0	37.3
Progeny P4604XFS	75.8	68.4	69.9	11.7	1.7	0.0	42.3
AG46XF3	75.7	73.9	•	11.6	1.3	0.0	37.7
AG48XF2	75.6	•	•	11.5	1.3	0.0	41.0
Revere 4925XFS	75.6	72.1	•	12.6	1.3	0.0	39.7
NK46-B4XFS	75.5	•	•	11.7	1.0	0.0	40.3
USG 7461XFS	75.4	76.2	74.4	12.1	2.0	0.0	43.0
Integra XF4893S	75.1	•	•	12.0	1.0	0.0	42.7
Axis 4641XFS	75.1	72.1	71.8	11.4	1.3	0.0	42.7
DELTA GROW 48XF33/STS	74.9	68.1	•	11.6	1.0	0.0	41.3
AG47XF2	74.8	•	•	11.9	1.3	0.0	36.0
R18C-13665	74.8	70.9	•	11.6	1.0	0.0	43.7
DONMARIO DM48F53	74.6	63.2	•	12.0	1.0	0.0	33.7
DELTA GROW 46E30	74.4	•	•	11.8	1.3	0.0	37.3
DELTA GROW 48E59	74.2	69.3	70.1	11.7	1.0	0.0	34.7
Progeny P4665XFS	74.1	•	•	11.6	2.3	0.0	43.3
Eagle Seed ES4875XF	74.1	75.6	72.4	11.5	1.0	0.0	39.0
Progeny P4755XFS	73.8	•	•	12.0	2.0	0.0	42.3
Progeny P4947XFS	73.8	•	•	12.0	1.3	0.0	42.0
Progeny P4775E3S	73.0	69.9	69.0	12.3	1.0	0.0	43.7

Continued

Table 23. Performance of Irrigated Soybean Cultivars, Rice Research and Extension Center, Stuttgart, Ark., 2023, Continued.

Variety/Experimental Line	2023	2-Year Average[a]	3-Year Average[b]	Moisture	Lodging[c]	Shatter Score[d]	Plant Height
	----------(bu./ac)----------			(%)			(in.)
Relative Maturity 4.6–4.9, Cont.							
Dyna-Gro S49XF82S	72.7	73.2	•	11.5	1.0	0.3	37.7
Pioneer P46A20LX	72.6	74.9	•	11.4	1.3	0.0	40.7
Progeny P4691XFS	72.5	68.4	•	12.1	1.3	0.0	42.0
Progeny P4778XFS	72.2	•	•	11.4	1.3	0.3	39.7
DELTA GROW 47XF38	72.0	•	•	12.0	1.7	0.0	38.3
Revere 4727XF	72.0	77.8	•	11.5	1.0	0.0	36.0
Integra XF4634S	71.9	•	•	11.8	1.3	0.0	43.0
DELTA GROW 47E20/STS	71.5	68.5	68.2	12.0	1.0	0.0	40.7
DELTA GROW 48XF42	71.2	•	•	11.6	1.0	0.0	37.7
Pioneer P48A04LX	70.7	•	•	11.4	1.7	0.0	42.3
R19C-3147	69.9	•	•	12.4	1.0	0.0	45.0
S17-17644	69.1	•	•	13.0	3.3	0.0	36.7
DELTA GROW 48X45	67.8	72.3	73.7	11.5	1.0	0.0	37.7
DELTA GROW 46XF54	67.6	•	•	12.2	1.0	0.0	43.3
UA46i20c	66.5	•	•	12.3	1.0	0.0	37.7
R19C-1001	66.3	•	•	12.3	1.7	0.0	44.3
R19-39444	65.7	•	•	12.3	1.0	0.3	43.0
Axis 4813XFS	65.4	71.8	•	11.5	1.0	0.0	34.7
DELTA GROW 46E10	64.7	68.5	64.9	11.6	1.0	0.0	36.7
R19C-2678	64.4	•	•	11.9	1.7	0.3	39.3
R19-39415	63.6	•	•	12.3	1.3	0.3	48.3
Grand Mean	74.8	•	•	11.8	1.3	0.0	40.1
LSD (5%)	5.1	•	•	0.4	•	0.2	2.8
C.V.	5.1	•	•	2.4	•	•	5.2
Relative Maturity 5.0–5.9							
Revere 5143E3	81.7	•	•	10.6	1.0	0.0	41.3
S18-6013	81.1	•	•	11.3	1.0	0.0	33.3
Innvictis B5013E	80.9	•	•	10.9	1.0	0.0	38.7
Revere 5029XFS	80.4	79.6	•	11.4	2.0	0.0	42.7
NK52-D6E3	80.3	•	•	10.7	1.0	0.0	40.3
NK56-Z6XFS	79.6	•	•	9.9	1.0	0.0	28.3
Innvictis A5003XF	78.7	•	•	10.8	1.3	0.0	37.3
Progeny P5056XFS	78.3	79.6	•	11.1	2.3	0.0	41.0
NK54-J9XFS	78.2	•	•	10.9	1.3	0.0	42.7
Innvictis A5813XF	76.5	•	•	10.7	1.0	0.0	39.7
Progeny P5751XF	76.3	•	•	10.7	1.0	0.0	35.7
Progeny P5641XF	75.9	•	•	10.7	1.3	0.0	35.7
Progeny P5441XF	75.6	•	•	10.8	2.0	0.0	47.7
AG52XF0	75.3	•	•	11.0	1.3	0.0	44.3
DELTA GROW 52XF22	75.1	75.2	•	11.1	1.0	0.0	42.0

Continued

Table 23. Performance of Irrigated Soybean Cultivars, Rice Research and Extension Center, Stuttgart, Ark., 2023, Continued.

Variety/Experimental Line	2023	2-Year Average[a]	3-Year Average[b]	Moisture	Lodging[c]	Shatter Score[d]	Plant Height
	----------(bu./ac)----------			(%)			(in.)
Relative Maturity 5.0–5.9, Cont.							
DELTA GROW 53XF95/STS	75.0	•	•	10.6	1.3	0.0	34.7
R19-4593	74.6	•	•	10.9	1.3	0.0	34.3
DELTA GROW 55XF23	73.1	•	•	10.6	1.0	0.0	36.3
DELTA GROW 55X25	72.7	•	•	11.0	1.0	0.0	36.7
AG56XF2	72.7	•	•	11.3	1.0	0.0	37.3
R19-45980	72.6	•	•	10.6	1.7	0.0	37.7
R19-410712	71.7	•	•	11.4	1.3	0.0	36.3
R19-46252	71.5	•	•	11.1	1.3	0.0	45.3
S18-6328	70.3	•	•	11.2	1.7	0.0	34.3
R19-42447b	69.1	•	•	10.6	1.3	0.0	46.0
R18-10919	68.4	•	•	11.6	1.0	0.0	35.0
R19C-3194	66.4	68.4	•	11.3	1.0	0.0	44.0
AG53XF2	66.1	•	•	11.1	1.0	0.0	41.0
R19-411424	66.1	•	•	11.4	2.0	0.0	41.7
R19-424115b	66.0	•	•	10.9	1.3	0.3	49.0
R19C-3085	65.7	68.2	•	11.0	2.3	0.0	35.0
R18-10491	65.1	•	•	11.2	1.7	0.0	38.0
Grand Mean	73.8	•	•	10.9	1.3	0.0	39.2
LSD (5%)	3.7	•	•	0.3	•	0.1	3.0
C.V.	3.6	•	•	2.2	•	•	5.6

[a] Average yield from 2022 and 2023.

[b] Average yield from 2021, 2022, and 2023.

[c] 1 = 10° angle; 2 = 11–20° angle; 3 = 21–30° angle; 4 = 31–40° angle; 5 = 41–50° angle; 6 = 51–60° angle; 7 = 61–70° angle; 8 = 71–80° angle; 9 = 81–90° angle.

[d] 0 = < 10%; 1 = 11–20%, 2 = 21–30%, 3 = 31–40%, 4 = 41–50%, 5 = 51–60%, 6 = 61–70%, 7 = 71–80%, 8 = 81–90%, 9 = 91–100%.

Stuttgart: Rice Research and Extension Center (RREC)

Non-Irrigated Soybean Cultivars, 2023

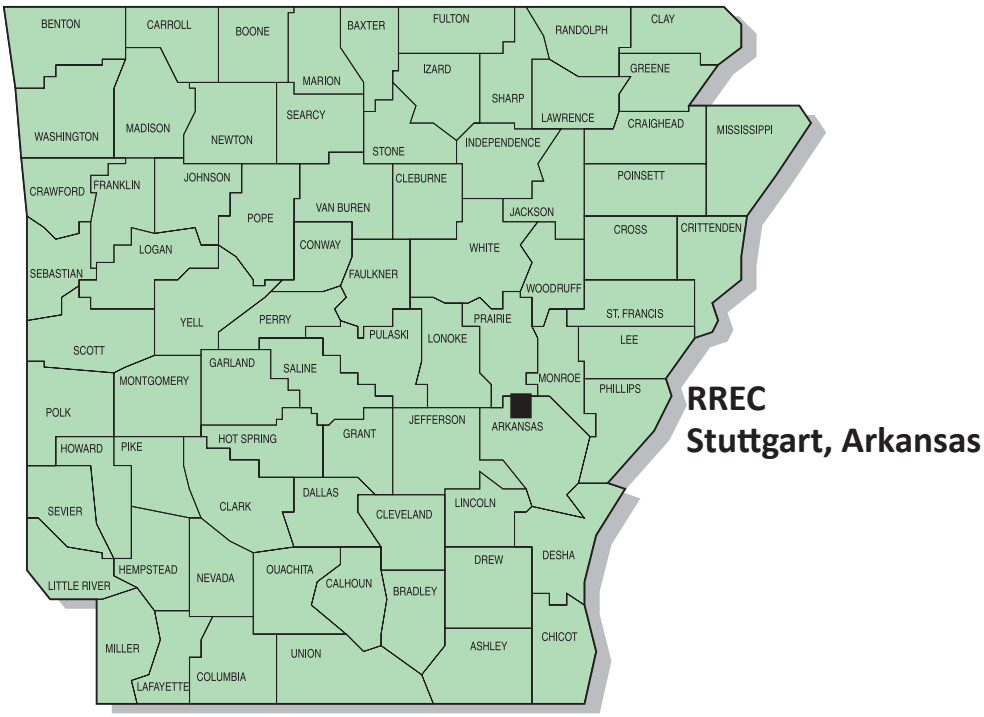

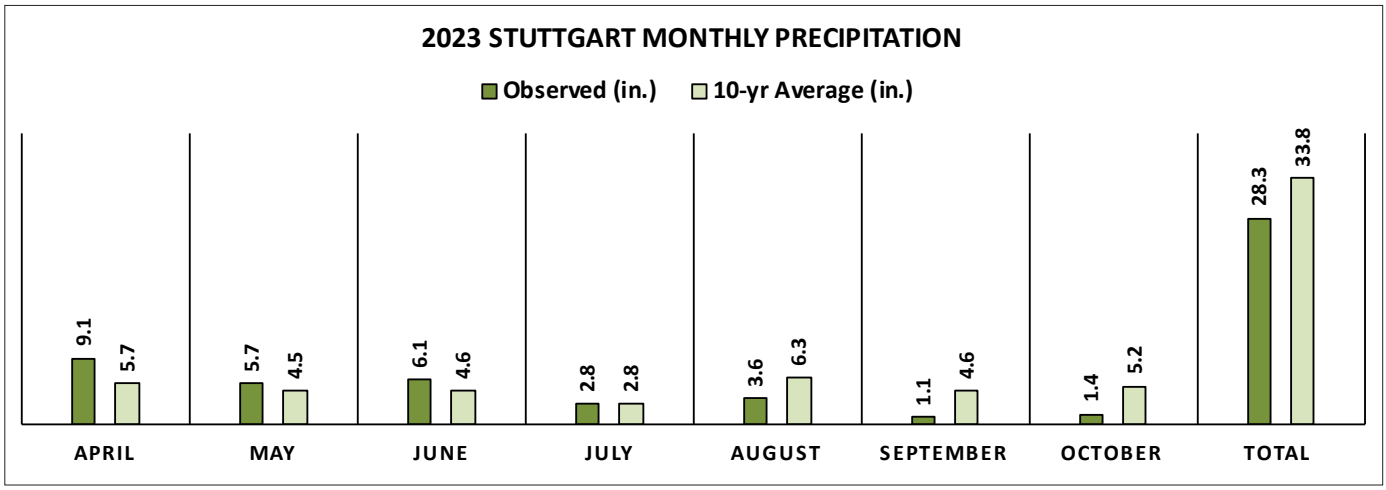

Soil Series
Dewitt silt loam
Previous Crop
Rice
Row Spacing
30 in.
Planting Date
May 24

Harvest Date	
November 6	
Fertilizer Application(s)	**Date**
0-75-75	May 5
Herbicide Application(s)	**Date**
Glyphosate® 1 qt, Storm® 0.5 pt Storm® 1.5 pt, First Rate® 0.5 oz, Basagran® 8 oz Select® 1 pt, Storm® 1.5 pt	May 24 June 29 July 13

Table 24. Performance of Non-Irrigated Soybean Cultivars, Rice Research and Extension Center, Stuttgart, Ark., 2023.

Variety/Experimental Line	2023	2-Year Average[a]	3-Year Average[b]	Moisture	Lodging[c]	Shatter Score[d]	Plant Height
	----------(bu./ac)----------			(%)			(in.)
Relative Maturity 4.0–4.5							
Revere 4526XFS	39.3	33.4	•	12.0	1.0	0.0	32.7
Innotech 4545E3S	38.8	•	•	10.6	1.0	0.0	26.7
Dyna-Gro S42XF93S	38.5	31.7	•	11.6	1.0	1.0	30.0
Pioneer P44A21X	38.1	32.4	•	9.9	1.0	0.0	31.3
Revere 4415XF	37.4	30.7	34.2	11.9	1.0	0.0	26.3
DONMARIO DM45F23	37.2	30.5	•	11.5	1.0	2.0	27.7
AG43XF2	36.8	•	•	9.6	1.0	0.3	28.7
R19C-1081	35.6	•	•	11.7	1.0	0.0	38.0
DELTA GROW 44XF75/STS	34.9	•	•	9.2	1.0	0.0	30.7
Integra XF4142S	34.8	•	•	10.2	1.0	0.0	26.7
R19C-1035	34.5	•	•	10.0	1.0	0.0	33.3
Pioneer P45A70LX	34.2	•	•	9.8	1.0	1.0	32.0
R19C-1012	33.7	29.2	•	11.6	1.0	0.0	34.7
Innotech 4233E3S	33.3	•	•	9.0	1.0	1.3	27.7
Revere 4237XFS	33.3	•	•	10.4	1.0	1.3	28.0
Pioneer P44A60LX	32.9	•	•	10.6	1.0	1.7	32.7
Integra XF4454S	32.7	•	•	9.2	1.0	0.3	26.7
AG44XF4	32.5	•	•	9.6	1.0	0.7	27.7
AG45XF3	31.3	28.9	•	9.9	1.0	0.0	30.0
AG42XF4	29.4	•	•	9.3	1.0	2.0	29.3
S19-10701	28.1	•	•	10.2	1.0	2.0	29.3
NK44-Q5E3S	26.7	23.8	•	9.9	1.0	0.3	22.7
NK42-A6E3S	26.6	•	•	10.0	1.0	1.7	29.0
NK44-J4XFS	26.2	20.7	28.4	9.2	1.0	1.7	29.3
Grand Mean	33.6	•	•	10.3	1.0	0.7	29.6
LSD (5%)	5.7	•	•	0.6	•	•	3.5
C.V.	12.4	•	•	4.3	•	•	8.6
Relative Maturity 4.6–4.9							
AG47XF2	43.9	•	•	12.8	1.0	0.0	28.0
Progeny P4947XFS	43.4	•	•	14.3	1.0	0.0	35.9
Revere 4934XF	43.1	•	•	11.6	1.0	0.0	30.3
Integra XF4634S	42.1	•	•	12.5	1.0	0.0	35.7
DONMARIO DM48F53	41.9	36.1	•	10.6	1.0	0.0	28.0
USG 7461XFS	41.5	35.6	39.0	14.2	1.0	0.0	34.0
Progeny P4999E3S	41.5	•	•	13.3	1.0	0.0	34.0
Pioneer P46A90LX	41.4	•	•	12.5	1.0	0.0	31.7
Revere 4731XF	41.3	•	•	13.4	1.0	0.0	31.3
Progeny P4691XFS	41.2	33.2	•	13.7	1.0	0.7	35.3

Continued

Table 24. Performance of Non-Irrigated Soybean Cultivars, Rice Research and Extension Center, Stuttgart, Ark., 2023, Continued.

Variety/Experimental Line	2023	2-Year Average[a]	3-Year Average[b]	Moisture	Lodging[c]	Shatter Score[d]	Plant Height
	----------(bu./ac)----------			(%)			(in.)
Relative Maturity 4.6–4.9, Cont.							
Innvictis B4603E	41.1	•	•	10.3	1.0	1.0	35.0
Pioneer P48A04LX	41.0	•	•	14.0	1.0	0.7	37.7
Innotech 4983E3S	40.8	•	•	13.7	1.0	0.0	33.7
DELTA GROW 49E30/STS	40.7	•	•	13.4	1.0	0.0	33.3
R19C-1001	40.7	•	•	14.5	1.0	0.0	38.7
Revere 4727XF	40.4	34.2	•	10.6	1.0	0.0	28.0
Axis 4641XFS	40.2	36.2	38.7	13.9	1.0	0.0	33.3
Revere 4925XFS	40.0	35.5	•	13.8	1.0	0.0	34.3
Axis 4613XF	39.9	33.0	•	13.4	1.0	0.0	34.0
Integra X4660	39.7	•	•	13.3	1.0	0.0	33.7
DELTA GROW 46E30	39.7	•	•	10.5	1.0	1.0	31.3
USG 7463XF	39.5	32.6	•	13.6	1.0	0.0	30.7
Eagle Seed ES4875XF	39.3	32.4	35.7	13.8	1.0	0.0	29.7
DELTA GROW 46XF54	39.2	•	•	12.4	1.0	0.0	34.7
Progeny P4755XFS	39.0	•	•	12.5	1.0	0.0	32.3
Revere 4826XFS	38.9	33.7	•	12.7	1.0	0.0	33.0
DELTA GROW 48X45	38.8	34.1	38.0	13.4	1.0	0.0	31.7
Dyna-Gro S49XF43S	38.7	•	•	14.3	1.0	0.0	30.7
Pioneer P47A64X	38.5	34.9	38.8	10.3	1.0	0.7	33.7
Integra XF4621S	38.4	•	•	13.8	1.0	0.0	34.7
AG48XF2	38.4	•	•	14.0	1.0	0.0	31.0
Progeny P4604XFS	38.2	32.8	36.9	14.1	1.0	0.0	33.3
Progeny P4850E3	38.2	•	•	12.9	1.0	0.0	32.3
DELTA GROW 47XF38	38.0	•	•	13.0	1.0	0.0	34.7
Progeny P4778XFS	38.0	•	•	10.8	1.0	0.0	31.0
AG47XF4	37.9	•	•	13.4	1.0	0.0	35.0
NK48-A8XFS	37.9	•	•	14.2	1.0	0.0	35.0
Progeny P4623XFS	37.6	•	•	10.9	1.0	0.7	32.0
UA46i20c	37.6	•	•	13.3	1.0	0.0	34.0
NK46-B4XFS	37.5	•	•	10.0	1.0	0.7	32.3
DELTA GROW 46X65/STS	37.4	33.0	37.4	13.5	1.0	0.0	30.7
Progeny P4798XF	37.3	32.9	•	11.2	1.0	0.0	33.3
Progeny P4665XFS	37.0	•	•	11.9	1.0	0.0	36.7
AG48XF3	36.9	32.5	•	13.3	1.0	0.0	31.3
Axis 4813XFS	36.7	31.6	•	10.0	1.0	0.0	29.0
AG46XF3	36.5	33.0	•	14.1	1.0	0.0	31.3
Innvictis B4903E	36.4	•	•	12.7	1.0	0.3	31.0
Pioneer P46A20LX	36.2	32.4	•	12.2	1.0	0.0	31.7
R19-39444	35.9	•	•	9.9	1.0	2.0	37.7
NK49-C2XFS	35.7	•	•	13.7	1.0	0.0	32.3

Continued

Table 24. Performance of Non-Irrigated Soybean Cultivars, Rice Research and Extension Center, Stuttgart, Ark., 2023, Continued.

Variety/Experimental Line	2023	2-Year Average[a]	3-Year Average[b]	Moisture	Lodging[c]	Shatter Score[d]	Plant Height
	----------(bu./ac)----------			(%)			(in.)
Relative Maturity 4.6–4.9, Cont.							
USG 7474XFS	35.5	•	•	13.1	1.0	0.0	29.7
DELTA GROW 48XF42	35.0	•	•	12.5	1.0	0.0	31.0
Progeny P4775E3S	34.9	29.4	33.4	13.9	1.0	0.0	34.0
DELTA GROW 47E20/STS	34.8	30.4	34.5	14.0	1.0	0.0	32.0
Dyna-Gro S47XF23S	34.8	31.7	•	10.9	1.0	0.0	33.3
Integra XF4893S	34.7	•	•	12.8	1.0	0.0	32.3
NK49-T6E3S	34.4	31.4	•	13.4	1.0	0.0	34.3
R19C-3147	34.2	•	•	11.3	1.0	0.0	34.0
Dyna-Gro S46XF31S	34.1	32.0	36.7	13.7	1.0	0.0	33.0
R18C-13665	33.8	31.0	•	12.0	1.0	0.0	27.7
Integra XF4914S	33.6	•	•	14.2	1.0	0.0	27.0
DELTA GROW 49XF85/STS	33.4	•	•	14.4	1.0	0.0	30.0
DELTA GROW 48E59	33.3	30.9	33.9	11.9	1.0	0.0	28.3
R19C-2678	33.0	•	•	10.9	1.0	0.0	34.7
R19-39415	32.6	•	•	11.0	1.0	1.0	39.0
DELTA GROW 48XF33/STS	32.3	30.0	•	13.5	1.0	0.0	32.3
Progeny P4806XFS	31.9	30.3	34.7	12.6	1.0	0.0	30.0
S17-17644	31.8	•	•	12.2	1.0	0.3	29.3
Dyna-Gro S49XF82	31.7	29.2	•	12.3	1.0	0.0	30.0
Eagle Seed ES4800E3	31.2	•	•	11.7	1.0	0.0	28.0
DELTA GROW 46E10	31.1	24.9	29.1	10.3	1.0	2.3	32.0
Grand Mean	37.5	•	•	12.7	1.0	0.2	32.5
LSD (5%)	6.5	•	•	0.9	•	0.6	3.8
C.V.	12.7	•	•	5.5	•	•	8.6
Relative Maturity 5.0-5.9							
AG52XF0	36.8	•	•	12.7	1.0	0.0	36.7
AG53XF2	29.9	•	•	12.4	1.0	0.0	32.7
AG56XF2	28.4	•	•	11.5	1.0	0.0	31.3
DELTA GROW 52XF22	34.9	32.2	•	12.3	1.0	0.0	34.7
DELTA GROW 53XF95/STS	32.8	•	•	13.7	1.0	0.0	30.7
DELTA GROW 55X25	26.2	•	•	11.8	1.0	0.0	31.3
DELTA GROW 55XF23	30.1	•	•	13.4	1.0	0.0	32.0
Innvictis A5003XF	35.4	•	•	13.6	1.0	0.0	31.7
Innvictis A5813XF	26.9	•	•	13.6	1.0	0.0	32.3
Innvictis B5013E	34.8	•	•	12.4	1.0	0.0	32.3
NK52-D6E3	35.6	•	•	10.9	1.0	0.0	35.0
NK54-J9XFS	44.2	•	•	13.4	1.0	0.0	31.0
NK56-Z6XFS	33.0	•	•	12.6	1.0	0.0	24.3
Progeny P5056XFS	31.2	31.2	•	14.0	1.0	0.0	35.3
Progeny P5441XF	32.2	•	•	11.5	1.0	0.0	36.0

Continued

Table 24. Performance of Non-Irrigated Soybean Cultivars, Rice Research and Extension Center, Stuttgart, Ark., 2023, Continued.

Variety/Experimental Line	2023	2-Year Average[a]	3-Year Average[b]	Moisture	Lodging[c]	Shatter Score[d]	Plant Height
	----------(bu./ac)----------			(%)			(in.)
Relative Maturity 5.0–5.9, Cont.							
Progeny P5641XF	23.6	•	•	12.7	1.0	0.0	32.3
Progeny P5751XF	29.9	•	•	13.3	1.0	0.0	32.7
R18-10491	31.4	•	•	13.8	1.0	0.0	35.0
R18-10919	28.1	•	•	12.6	1.0	0.0	32.3
R19-410712	31.8	•	•	12.3	1.0	0.0	31.7
R19-411424	36.8	•	•	13.7	1.0	0.0	35.0
R19-424115b	27.1	•	•	10.0	1.0	0.0	41.0
R19-42447b	31.2	•	•	12.1	1.0	0.0	35.3
R19-4593	39.8	•	•	13.8	1.0	0.0	30.0
R19-45980	38.2	•	•	13.1	1.0	0.0	34.3
R19-46252	35.4	•	•	12.1	1.0	0.0	38.7
R19C-3085	36.7	31.1	•	13.9	1.0	0.0	31.0
R19C-3194	34.8	32.7	•	11.3	1.0	0.0	35.3
Revere 5029XFS	37.2	31.5	•	14.0	1.0	0.0	36.0
Revere 5143E3	37.3	•	•	11.3	1.0	0.0	33.3
S18-6013	33.9	•	•	13.8	1.0	0.0	29.7
S18-6328	36.6	•	•	13.4	1.0	0.0	30.0
Grand Mean	33.2	•	•	12.7	1.0	0.0	33.2
LSD (5%)	6.3	•	•	0.7	•	•	3.8
C.V.	13.9	•	•	3.9	•	•	8.3

[a] Average yield from 2022 and 2023.

[b] Average yield from 2021, 2022, and 2023.

[c] 1 = 10° angle; 2 = 11–20° angle; 3 = 21–30° angle; 4 = 31–40° angle; 5 = 41–50° angle; 6 = 51–60° angle; 7 = 61–70° angle; 8 = 71–80° angle; 9 = 81–90° angle.

[d] 0 = < 10%; 1 = 11–20%, 2 = 21–30%, 3 = 31–40%, 4 = 41–50%, 5 = 51–60%, 6 = 61–70%, 7 = 71–80%, 8 = 81–90%, 9 = 91–100%.

Table 25. Yields of Select Maturity Group IV Soybean Cultivars in Arkansas Performance Trial under Flooded vs. Non-Flooded Conditions, Harrisburg, Ark., 2023.[a,b,c]

Variety/Experimental Line	Herbicide Technology	Relative Maturity	Non-Flooded[b]	Flooded (5 Days at V2)[b]
			----------(bu./ac)----------	
AG42XF4	XtendFlex	4.2	33.7	11.8
AG43XF2	XtendFlex	4.3	27.2	18.8
AG44XF4	XtendFlex/SR	4.4	27.4	20.9
AG45XF3	XtendFlex	4.5	32.4	9.7
AG46XF3	XtendFlex/SR	4.6	35.7	16.1
AG47XF2	XtendFlex/SR	4.7	34.0	20.1
AG47XF4	XtendFlex/SR	4.7	35.0	14.3
AG48XF2	XtendFlex	4.8	28.3	27.0
AG48XF3	XtendFlex/SR	4.8	33.8	16.9
DELTA GROW 48X45	Xtend	4.8	18.8	12.9
DELTA GROW 48XF33/STS	XtendFlex	4.8	26.9	16.3
DELTA GROW 49XF85/STS	XtendFlex	4.9	28.4	15.2
DONMARIO DM45F23	XtendFlex	4.5	30.1	6.5
DONMARIO DM48F53	XtendFlex	4.8	27.7	18.1
Dyna-Gro S42XF93S	XtendFlex	4.2	23.1	22.0
Dyna-Gro S46XF31S	XtendFlex	4.6	32.2	21.4
Dyna-Gro S47XF23S	XtendFlex	4.7	26.5	14.2
Dyna-Gro S49XF43S	XtendFlex	4.9	33.7	13.7
Dyna-Gro S49XF82	XtendFlex	4.9	34.5	18.4
Innotech 4233E3S	Enlist E3/STS	4.2	25.3	13.3
Innotech 4545E3S	Enlist E3/STS	4.5	26.5	13.8
Innotech 4983E3S	Enlist E3/STS	4.9	28.0	12.5
NK42-A6E3S	Enlist/STS	4.2	34.4	20.6
NK44-J4XFS	XtendFlex/STS	4.4	22.5	13.1
NK44-Q5E3S	Enlist/STS	4.4	32.5	16.2
NK46-B4XFS	XtendFlex/STS	4.6	28.5	9.3
NK48-A8XFS	XtendFlex/STS	4.8	24.0	10.5
NK49-C2XFS	XtendFlex/STS	4.9	38.7	17.9
NK49-T6E3S	Enlist 3/STS	4.9	38.9	9.5
Progeny P4604XFS	XtendFlex/STS	4.6	29.6	11.8
Progeny P4623XFS	XtendFlex/STS	4.6	28.0	12.8
Progeny P4691XFS	XtendFlex/STS	4.6	28.9	23.1
Progeny P4755XFS	XtendFlex/STS	4.7	35.4	17.0
Progeny P4775E3S	Enlist 3/STS	4.7	31.0	20.6
Progeny P4778XFS	XtendFlex/STS	4.7	35.6	15.9
Progeny P4798XF	XtendFlex	4.7	36.8	23.6
Progeny P4806XFS	XtendFlex/STS	4.8	28.6	34.2
Progeny P4850E3	Enlist 3	4.8	30.2	14.9
Progeny P4947XFS	XtendFlex/STS	4.9	40.2	20.8
Progeny P4999E3S	Enlist 3/ STS	4.9	20.2	17.0
R18C-13665	Conventional	4.9	36.6	14.4
R19-39415	Conventional	4.8	38.9	20.6
R19-39444	Conventional	4.8	34.1	30.6
R19C-1001	Conventional	4.9	32.4	25.5
R19C-1012	Conventional	4.4	25.8	20.9

Continued

Table 25. Yields of Select Maturity Group IV Soybean Cultivars in Arkansas Performance Trial under Flooded vs. Non-Flooded Conditions, Harrisburg, Ark., 2023, Continued.[a,b,c]

Variety/Experimental Line	Herbicide Technology	Relative Maturity	Non-Flooded[b]	Flooded (5 Days at V2)[b]
			----------(bu./ac)----------	
R19C-1035	Conventional	4.5	35.2	17.4
R19C-1081	Conventional	4.3	37.0	19.1
R19C-2678	Conventional	4.8	29.5	20.7
R19C-3147	Conventional	4.9	27.5	28.6
Revere 4237XFS	XtendFlex/STS	4.2	34.8	14.2
Revere 4415XF	XtendFlex	4.4	49.6	10.3
Revere 4526XFS	XtendFlex/STS	4.5	31.0	10.8
Revere 4727XF	XtendFlex	4.7	28.4	17.9
Revere 4731XF	XtendFlex	4.7	31.4	16.9
Revere 4826XFS	XtendFlex/STS	4.8	35.3	16.7
Revere 4925XFS	XtendFlex/STS	4.9	35.3	14.1
Revere 4934XF	XtendFlex	4.9	25.0	19.2
Grand Mean			31.1	17.1

[a] Harrisburg = Northeast Rice Research and Extension Center, Harrisburg, Ark.

[b] Treatments (Flooded vs. Non-Flooded) were significantly different $P = 0.0114$.

[c] Variety by treatment was significantly different $P = 0.0712$.

Table 26. Yields of Select Maturity Group IV Soybean Cultivars in Arkansas Performance Trial under Flooded vs. Non-Flooded Conditions, Stuttgart, Ark., 2023.[a,b,c]

Variety/Experimental Line	Herbicide Technology	Relative Maturity	Non-Flooded[b]	Flooded (5 Days at V2)[b]
			----------(bu./ac)----------	
AG42XF4	XtendFlex	4.2	43.3	17.8
AG43XF2	XtendFlex	4.3	47.1	9.0
AG44XF4	XtendFlex/SR	4.4	55.1	14.3
AG45XF3	XtendFlex	4.5	52.6	14.4
AG46XF3	XtendFlex/SR	4.6	51.8	18.2
AG47XF2	XtendFlex/SR	4.7	50.0	6.8
AG47XF4	XtendFlex/SR	4.7	49.6	16.3
AG48XF2	XtendFlex	4.8	50.4	15.6
AG48XF3	XtendFlex/SR	4.8	62.9	17.5
DELTA GROW 48X45	Xtend	4.8	48.3	7.7
DELTA GROW 48XF33/STS	XtendFlex	4.8	49.4	20.8
DELTA GROW 49XF85/STS	XtendFlex	4.9	54.1	12.4
DONMARIO DM45F23	XtendFlex	4.5	50.8	11.9
DONMARIO DM48F53	XtendFlex	4.8	55.1	12.1
Dyna-Gro S42XF93S	XtendFlex	4.2	52.6	16.1
Dyna-Gro S46XF31S	XtendFlex	4.6	54.3	17.5
Dyna-Gro S47XF23S	XtendFlex	4.7	49.4	12.5
Dyna-Gro S49XF43S	XtendFlex	4.9	53.4	13.2
Dyna-Gro S49XF82	XtendFlex	4.9	52.0	12.3
Innotech 4233E3S	Enlist E3/STS	4.2	48.1	16.9
Innotech 4545E3S	Enlist E3/STS	4.5	47.8	15.6
Innotech 4983E3S	Enlist E3/STS	4.9	53.4	15.3
NK42-A6E3S	Enlist/STS	4.2	53.8	11.5
NK44-J4XFS	XtendFlex/STS	4.4	51.8	6.8
NK44-Q5E3S	Enlist/STS	4.4	47.2	12.2
NK46-B4XFS	XtendFlex/STS	4.6	44.6	16.6
NK48-A8XFS	XtendFlex/STS	4.8	54.0	14.8
NK49-C2XFS	XtendFlex/STS	4.9	55.6	14.2
NK49-T6E3S	Enlist 3/STS	4.9	50.7	11.8
Progeny P4604XFS	XtendFlex/STS	4.6	56.2	8.3
Progeny P4623XFS	XtendFlex/STS	4.6	52.1	16.4
Progeny P4691XFS	XtendFlex/STS	4.6	51.8	13.1
Progeny P4755XFS	XtendFlex/STS	4.7	49.3	14.4
Progeny P4775E3S	Enlist 3/STS	4.7	45.2	15.8
Progeny P4778XFS	XtendFlex/STS	4.7	50.1	9.2
Progeny P4798XF	XtendFlex	4.7	54.5	18.3
Progeny P4806XFS	XtendFlex/STS	4.8	51.7	9.7
Progeny P4850E3	Enlist 3	4.8	51.8	11.3
Progeny P4947XFS	XtendFlex/STS	4.9	54.2	32.9
Progeny P4999E3S	Enlist 3/ STS	4.9	48.9	12.1
R18C-13665	Conventional	4.9	42.7	15.4
R19-39415	Conventional	4.8	47.7	20.6
R19-39444	Conventional	4.8	49.7	14.2
R19C-1001	Conventional	4.9	54.5	22.0
R19C-1012	Conventional	4.4	51.4	22.3

Continued

Table 26. Yields of Select Maturity Group IV Soybean Cultivars in Arkansas Performance Trial under Flooded vs. Non-Flooded Conditions, Stuttgart, Ark., 2023, Continued.[a,b,c]

Variety/Experimental Line	Herbicide Technology	Relative Maturity	Non-Flooded[b]	Flooded (5 Days at V2)[b]
			----------(bu./ac)----------	
R19C-1035	Conventional	4.5	53.8	26.4
R19C-1081	Conventional	4.3	48.6	29.3
R19C-2678	Conventional	4.8	51.6	19.7
R19C-3147	Conventional	4.9	50.3	20.0
Revere 4237XFS	XtendFlex/STS	4.2	44.8	11.2
Revere 4415XF	XtendFlex	4.4	48.5	17.5
Revere 4526XFS	XtendFlex/STS	4.5	58.4	10.1
Revere 4727XF	XtendFlex	4.7	57.3	15.6
Revere 4731XF	XtendFlex	4.7	51.3	15.6
Revere 4826XFS	XtendFlex/STS	4.8	55.8	14.7
Revere 4925XFS	XtendFlex/STS	4.9	59.5	14.8
Revere 4934XF	XtendFlex	4.9	57.3	10.2
Grand Mean			51.3	15.0

[a] Stuttgart = Rice Research and Extension Center, Stuttgart, Ark.

[b] Treatments (Flooded vs. Non-Flooded) were significantly different $P = 0.0263$.

[c] Variety by treatment was significantly different $P = 0.0015$.

Table 27. Yields of Select Maturity Group IV Soybean Cultivars in Arkansas Performance Trial under Flooded vs. Non-Flooded Conditions, Pine Tree, Ark., 2023.[a,b,c]

Variety/Experimental Line	Herbicide Technology	Relative Maturity	Non-Flooded[b]	Flooded (5 Days at V2)[b]
			----------(bu./ac)----------	
AG42XF4	XtendFlex	4.2	41.0	36.4
AG43XF2	XtendFlex	4.3	46.7	38.2
AG44XF4	XtendFlex/SR	4.4	53.8	41.6
AG45XF3	XtendFlex	4.5	52.3	49.3
AG46XF3	XtendFlex/SR	4.6	51.0	43.3
AG47XF2	XtendFlex/SR	4.7	49.2	41.4
AG47XF4	XtendFlex/SR	4.7	49.4	43.2
AG48XF2	XtendFlex	4.8	46.8	41.5
AG48XF3	XtendFlex/SR	4.8	55.7	43.7
DELTA GROW 48X45	Xtend	4.8	49.5	34.9
DELTA GROW 48XF33/STS	XtendFlex	4.8	47.8	38.0
DELTA GROW 49XF85/STS	XtendFlex	4.9	51.6	36.7
DONMARIO DM45F23	XtendFlex	4.5	48.3	29.8
DONMARIO DM48F53	XtendFlex	4.8	54.2	48.6
Dyna-Gro S42XF93S	XtendFlex	4.2	55.3	40.2
Dyna-Gro S46XF31S	XtendFlex	4.6	46.7	40.7
Dyna-Gro S47XF23S	XtendFlex	4.7	52.0	39.0
Dyna-Gro S49XF43S	XtendFlex	4.9	57.4	47.5
Dyna-Gro S49XF82	XtendFlex	4.9	50.2	44.0
Innotech 4233E3S	Enlist E3/STS	4.2	52.9	39.2
Innotech 4545E3S	Enlist E3/STS	4.5	51.4	46.7
Innotech 4983E3S	Enlist E3/STS	4.9	54.1	38.3
NK42-A6E3S	Enlist/STS	4.2	51.3	45.4
NK44-J4XFS	XtendFlex/STS	4.4	50.3	42.4
NK44-Q5E3S	Enlist/STS	4.4	46.9	42.6
NK46-B4XFS	XtendFlex/STS	4.6	53.4	38.7
NK48-A8XFS	XtendFlex/STS	4.8	50.9	43.3
NK49-C2XFS	XtendFlex/STS	4.9	58.8	47.4
NK49-T6E3S	Enlist 3/STS	4.9	52.6	42.7
Progeny P4604XFS	XtendFlex/STS	4.6	44.6	39.9
Progeny P4623XFS	XtendFlex/STS	4.6	49.8	40.4
Progeny P4691XFS	XtendFlex/STS	4.6	41.9	40.4
Progeny P4755XFS	XtendFlex/STS	4.7	49.6	40.5
Progeny P4775E3S	Enlist 3/STS	4.7	49.9	39.5
Progeny P4778XFS	XtendFlex/STS	4.7	49.5	43.0
Progeny P4798XF	XtendFlex	4.7	56.4	42.8
Progeny P4806XFS	XtendFlex/STS	4.8	46.3	35.7
Progeny P4850E3	Enlist 3	4.8	52.2	45.5
Progeny P4947XFS	XtendFlex/STS	4.9	52.8	43.7
Progeny P4999E3S	Enlist 3/ STS	4.9	47.5	43.6
R18C-13665	Conventional	4.9	43.8	36.5
R19-39415	Conventional	4.8	29.6	28.5
R19-39444	Conventional	4.8	45.3	40.5
R19C-1001	Conventional	4.9	44.9	39.7
R19C-1012	Conventional	4.4	43.9	39.3

Continued

Table 27. Yields of Select Maturity Group IV Soybean Cultivars in Arkansas Performance Trial under Flooded vs. Non-Flooded Conditions, Pine Tree, Ark., 2023, Continued.[a,b,c]

Variety/Experimental Line	Herbicide Technology	Relative Maturity	Non-Flooded[b]	Flooded (5 Days at V2)[b]
			----------(bu./ac)----------	
R19C-1035	Conventional	4.5	43.3	38.5
R19C-1081	Conventional	4.3	36.7	27.7
R19C-2678	Conventional	4.8	48.8	43.4
R19C-3147	Conventional	4.9	38.3	30.0
Revere 4237XFS	XtendFlex/STS	4.2	49.3	41.1
Revere 4415XF	XtendFlex	4.4	53.3	39.5
Revere 4526XFS	XtendFlex/STS	4.5	50.7	46.9
Revere 4727XF	XtendFlex	4.7	45.9	37.8
Revere 4731XF	XtendFlex	4.7	53.6	43.8
Revere 4826XFS	XtendFlex/STS	4.8	46.5	41.2
Revere 4925XFS	XtendFlex/STS	4.9	46.5	42.7
Revere 4934XF	XtendFlex	4.9	56.8	39.8
Grand Mean			48.7	40.4

[a] Pine Tree = Pine Tree Research Station, Colt, Ark.

[b] Treatments (Flooded vs. Non-Flooded) were significantly different $P = 0.0254$.

[c] Variety by treatment was not significant.

Table 28. Yields of Select Maturity Group V Soybean Cultivars in Arkansas Performance Trial under Flooded vs. Non-Flooded Conditions, Stuttgart and Pine Tree, Ark., 2023.[a,b,c]

Variety/Experimental Line	Herbicide Technology	Relative Maturity	Non-Flooded[b]	Flooded (5 Days at V2)[b]
			----------(bu./ac)----------	
DELTA GROW 52XF22	XtendFlex	5.2	48.5	26.4
NK52-D6E3	Enlist	5.2	53.7	33.0
NK54-J9XFS	XtendFlex/STS	5.4	57.6	33.8
Progeny P5056XFS	XtendFlex/STS	5.0	52.1	21.9
Progeny P5441XF	XtendFlex	5.4	54.1	42.1
Progeny P5641XF	XtendFlex	5.6	27.3	40.0
Progeny P5751XF	XtendFlex	5.7	53.1	34.0
R18-10491	Conventional	5.4	48.3	34.2
R18-10919	Conventional	5.4	51.7	40.9
R19-410712	Conventional	5.4	46.6	29.5
R19-411424	Conventional	5.2	49.9	30.1
R19-424115b	Conventional	5.2	46.8	33.9
R19-42447b	Conventional	5.3	49.1	33.8
R19-4593	Conventional	5.3	49.4	33.4
R19-45980	Conventional	5.4	50.0	35.8
R19-46252	Conventional	5.4	47.8	32.2
R19C-3085	Conventional	5.1	51.2	33.0
R19C-3194	Conventional	5.3	44.8	26.0
Revere 5029XFS	XtendFlex/STS	5.0	54.4	28.2
Revere 5143E3	Enlist E3	5.0	53.8	32.1
Grand Mean			48.2	32.0

[a] Stuttgart = Rice Research and Extension Center, Stuttgart, Ark., Pine Tree = Pine Tree Research Station Colt, Ark.

[b] Treatments (Flooded vs. Non-Flooded) were significantly different $P = 0.0013$.

[c] Variety by treatment was significant $P = 0.0011$.

Table 29. Soybean Leaf Tissue Chloride Field Ratings and Reaction for Select Varieties and Strains, 2023.[a]

Group	Origin	Variety	Mean mg Cl-/kg tissue	Standard Deviation	Cl Rating[b]
Early 4		OSAGE|4E Filler 1 | Chloride CHECK	20	0	1
Early 4		46i20C| 4E Filler 2 |Chloride Check	223	176	2
Early 4	Bayer/Asgrow/Chet Chaney	AG42XF4	20	0	1
Early 4	Bayer/Asgrow/Chet Chaney	AG43XF2	2,432	1,050	5
Early 4	Bayer/Asgrow/Chet Chaney	AG44XF4	20	0	1
Early 4	Bayer/Asgrow/Chet Chaney	AG45XF3	20	0	1
Early 4	DELTA GROW/Lee Hughes	DELTA GROW 44XF75/STS	1,601	314	3
Early 4	DONMARIO Seeds/Caleb Smith	DONMARIO DM45F23	1,074	814	3
Early 4	Nutrien/Dyna-Gro/Phil Michener	Dyna-Gro S42XF93S	1,494	613	3
Early 4	Pioneer/Corteva/Roger Gipson	Pioneer P44A21X	136	201	2
Early 4	Pioneer/Corteva/Roger Gipson	Pioneer P44A60LX	20	0	1
Early 4	Pioneer/Corteva/Roger Gipson	Pioneer P45A70LX	20	0	1
Early 4	Revere Seed/Doug Messersmith	Innotech 4233E3S	1,809	698	4
Early 4	Revere Seed/Doug Messersmith	Innotech 4545E3S	2,273	1,282	5
Early 4	Revere Seed/Doug Messersmith	Revere 4237XFS	1,507	759	3
Early 4	Revere Seed/Doug Messersmith	Revere 4415XF	1,902	823	4
Early 4	Revere Seed/Doug Messersmith	Revere 4526XFS	20	0	1
Early 4	Syngenta/NK seeds/Brian Catlett	NK42-A6E3S	20	0	1
Early 4	Syngenta/NK seeds/Brian Catlett	NK44-J4XFS	2,887	694	5
Early 4	Syngenta/NK seeds/Brian Catlett	NK44-Q5E3S	1,345	593	3
Early 4	U of A, Daniel Rogers	R19C-1012	20	0	1
Early 4	U of A, Daniel Rogers	R19C-1035	32	22	1
Early 4	U of A, Daniel Rogers	R19C-1081	440	728	2
Early 4	U of Missouri, Michael Clubb	S19-10701	197	308	2
Early 4	Wilbur Ellis/Integra/Brice Bunck	Integra XF4142S	2,425	311	5
Early 4	Wilbur Ellis/Integra/Brice Bunck	Integra XF4454S	1,865	554	4
Late 4		46i20C|4L Filler 2|Chloride Check	1,332	492	3
Late 4		OSAGE|4L Filler 1|Chloride CHECK	107	15	1
Late 4	Eagle Seed/Brad Doyle	Eagle Seed ES4800E3	2,102	613	4
Late 4	Eagle Seed/Brad Doyle	Eagle Seed ES4875XF	2,467	658	4
Late 4	Bayer/Asgrow/Chet Chaney	AG46XF3	56	51	1
Late 4	Bayer/Asgrow/Chet Chaney	AG47XF2	2,553	83	4
Late 4	Bayer/Asgrow/Chet Chaney	AG47XF4	2,481	1,753	4
Late 4	Bayer/Asgrow/Chet Chaney	AG48XF2	35	21	1
Late 4	Bayer/Asgrow/Chet Chaney	AG48XF3	42	25	1
Late 4	DELTA GROW/Lee Hughes	DELTA GROW 46E10	66	49	1
Late 4	DELTA GROW/Lee Hughes	DELTA GROW 46E30	49	30	1
Late 4	DELTA GROW/Lee Hughes	DELTA GROW 46X65/STS	43	21	1
Late 4	DELTA GROW/Lee Hughes	DELTA GROW 46XF54	233	300	2
Late 4	DELTA GROW/Lee Hughes	DELTA GROW 47E20/STS	118	80	1

Continued

Table 29. Soybean Leaf Tissue Chloride Field Ratings and Reaction for Select Varieties and Strains, 2023, Continued.[a]

Group	Origin	Variety	Mean mg Cl-/kg tissue	Standard Deviation	Cl Rating[b]
Late 4	DELTA GROW/Lee Hughes	DELTA GROW 47XF38	1,880	863	4
Late 4	DELTA GROW/Lee Hughes	DELTA GROW 48E59	58	35	1
Late 4	DELTA GROW/Lee Hughes	DELTA GROW 48X45	102	63	1
Late 4	DELTA GROW/Lee Hughes	DELTA GROW 48XF33/STS	2,977	555	5
Late 4	DELTA GROW/Lee Hughes	DELTA GROW 48XF42	28	15	1
Late 4	DELTA GROW/Lee Hughes	DELTA GROW 49E30/STS	119	147	1
Late 4	DELTA GROW/Lee Hughes	DELTA GROW 49XF85/STS	1,042	835	3
Late 4	DONMARIO Seeds/Caleb Smith	DONMARIO DM48F53	2,552	1,578	4
Late 4	Innvictis/Max Crittenden	Innvictis B4603E	113	84	1
Late 4	Innvictis/Max Crittenden	Innvictis B4903E	104	36	1
Late 4	Mayberry Seed/Axis /Matt Mayberry	Axis 4613XF	1,448	481	3
Late 4	Mayberry Seed/Axis/Matt Mayberry	Axis 4641XFS	2,645	2,044	4
Late 4	Mayberry Seed/Axis/Matt Mayberry	Axis 4813XFS	2,201	1,490	4
Late 4	Nutrien/Dyna-Gro/Phil Michener	Dyna-Gro S46XF31S	2,773	1,307	5
Late 4	Nutrien/Dyna-Gro/Phil Michener	Dyna-Gro S47XF23S	31	4	1
Late 4	Nutrien/Dyna-Gro/Phil Michener	Dyna-Gro S49XF43S	1,766	224	4
Late 4	Nutrien/Dyna-Gro/Phil Michener	Dyna-Gro S49XF82	1,398	755	3
Late 4	Pioneer/Corteva/Roger Gipson	Pioneer P46A20LX	48	5	1
Late 4	Pioneer/Corteva/Roger Gipson	Pioneer P46A90LX	43	34	1
Late 4	Pioneer/Corteva/Roger Gipson	Pioneer P47A64X	21	2	1
Late 4	Pioneer/Corteva/Roger Gipson	Pioneer P48A04LX	29	16	1
Late 4	Progeny P/Brian Murray	Progeny P4604XFS	3,019	1,612	5
Late 4	Progeny P/Brian Murray	Progeny P4623XFS	74	42	1
Late 4	Progeny P/Brian Murray	Progeny P4665XFS	32	16	1
Late 4	Progeny P/Brian Murray	Progeny P4691XFS	29	11	1
Late 4	Progeny P/Brian Murray	Progeny P4755XFS	3,217	1,341	5
Late 4	Progeny P/Brian Murray	Progeny P4775E3S	66	72	1
Late 4	Progeny P/Brian Murray	Progeny P4778XFS	1,753	587	4
Late 4	Progeny P/Brian Murray	Progeny P4798XF	233	245	2
Late 4	Progeny P/Brian Murray	Progeny P4806XFS	2,224	1,202	4
Late 4	Progeny P/Brian Murray	Progeny P4822XFS	855	275	3
Late 4	Progeny P/Brian Murray	Progeny P4850E3	95	78	1
Late 4	Progeny P/Brian Murray	Progeny P4947XFS	43	24	1
Late 4	Progeny P/Brian Murray	Progeny P4999E3S	81	45	1
Late 4	Revere Seed/Doug Messersmith	Innotech 4983E3S	106	98	1
Late 4	Revere Seed/Doug Messersmith	Revere 4727XF	1,867	1,087	4
Late 4	Revere Seed/Doug Messersmith	Revere 4731XF	2,900	125	5
Late 4	Revere Seed/Doug Messersmith	Revere 4826XF	41	35	1
Late 4	Revere Seed/Doug Messersmith	Revere 4925XFS	2,054	520	4
Late 4	Revere Seed/Doug Messersmith	Revere 4934XF	2,846	1,835	5

Continued

Table 29. Soybean Leaf Tissue Chloride Field Ratings and Reaction for Select Varieties and Strains, 2023, Continued.[a]

Group	Origin	Variety	Mean mg Cl-/kg tissue	Standard Deviation	Cl Rating[b]
Late 4	Stacy Burwick	USG 7461XFS	3,066	638	5
Late 4	Stacy Burwick	USG 7463XF	2,605	596	4
Late 4	Stacy Burwick	USG 7474XFS	21	1	1
Late 4	Syngenta/NK seeds/Brian Catlett	NK46-B4XFS	2,307	1,200	4
Late 4	Syngenta/NK seeds/Brian Catlett	NK48-A8XFS	1,356	346	3
Late 4	Syngenta/NK seeds/Brian Catlett	NK49-C2XFS	94	44	1
Late 4	Syngenta/NK seeds/Brian Catlett	NK49-T6E3S	52	46	1
Late 4	U of A, Daniel Rogers	R18C-13665	2,200	759	4
Late 4	U of A, Daniel Rogers	R19-39415	1,574	817	3
Late 4	U of A, Daniel Rogers	R19-39444	1,202	242	3
Late 4	U of A, Daniel Rogers	R19C-1001	1,172	995	3
Late 4	U of A, Daniel Rogers	R19C-2678	307	273	2
Late 4	U of A, Daniel Rogers	R19C-3147	2,342	1,578	4
Late 4	U of Missouri, Michael Clubb	S17-17644	40	16	1
Late 4	Wilbur Ellis/Integra/Brice Bunck	Integra X4660	84	74	1
Late 4	Wilbur Ellis/Integra/Brice Bunck	Integra XF4621S	2,452	945	4
Late 4	Wilbur Ellis/Integra/Brice Bunck	Integra XF4634S	30	4	1
Late 4	Wilbur Ellis/Integra/Brice Bunck	Integra XF4893S	37	30	1
Late 4	Wilbur Ellis/Integra/Brice Bunck	Integra XF4914S	1,043	404	3
Group 5		OSAGE|5 Filler 1|Chlroide CHECK	20	0	1
Group 5		46i20C|5 Filler 2|Chloride Check	1,046	376	3
Group 5	Bayer/Asgrow/Chet Chaney	AG52XF0	1,839	555	4
Group 5	Bayer/Asgrow/Chet Chaney	AG53XF2	2,835	652	5
Group 5	Bayer/Asgrow/Chet Chaney	AG56XF2	20	0	1
Group 5	DELTA GROW/Lee Hughes	DELTA GROW 52XF22	1,886	1,047	4
Group 5	DELTA GROW/Lee Hughes	DELTA GROW 53XF95/STS	1,752	1,849	4
Group 5	DELTA GROW/Lee Hughes	DELTA GROW 55X25	20	0	1
Group 5	DELTA GROW/Lee Hughes	DELTA GROW 55XF23	29	10	1
Group 5	Innvictis/Max Crittenden	Innvictis A5003XF	1,027	590	3
Group 5	Innvictis/Max Crittenden	Innvictis A5503XF	936	487	3
Group 5	Innvictis/Max Crittenden	Innvictis A5813XF	259	371	2
Group 5	Innvictis/Max Crittenden	Innvictis B5013E	20	0	1
Group 5	Progeny P/Brian Murray	Progeny P5056XFS	1,784	1,710	4
Group 5	Progeny P/Brian Murray	Progeny P5441XF	1,357	192	4
Group 5	Progeny P/Brian Murray	Progeny P5641XF	1,638	1,062	4
Group 5	Progeny P/Brian Murray	Progeny P5751XF	57	41	1
Group 5	Revere Seed/Doug Messersmith	Revere 5029XF	1,445	1,025	4
Group 5	Revere Seed/Doug Messersmith	Revere 5143E3	20	0	1
Group 5	Syngenta/NK seeds/Brian Catlett	NK52-D6E3	20	0	1
Group 5	Syngenta/NK seeds/Brian Catlett	NK54-J9XFS	1,426	501	4

Continued

Table 29. Soybean Leaf Tissue Chloride Field Ratings and Reaction for Select Varieties and Strains, 2023, Continued.[a]

Group	Origin	Variety	Mean mg Cl-/kg tissue	Standard Deviation	Cl Rating[b]
Group 5	Syngenta/NK seeds/Brian Catlett	NK56-Z6XFS	3,475	1,146	5
Group 5	U of A, Daniel Rogers	R18-10491	36	19	1
Group 5	U of A, Daniel Rogers	R18-10919	22	3	1
Group 5	U of A, Daniel Rogers	R19-410712	37	14	1
Group 5	U of A, Daniel Rogers	R19-411424	100	140	2
Group 5	U of A, Daniel Rogers	R19-424115b	1,624	711	4
Group 5	U of A, Daniel Rogers	R19-42447b	1,705	761	4
Group 5	U of A, Daniel Rogers	R19-4593	58	63	1
Group 5	U of A, Daniel Rogers	R19-45980	43	31	1
Group 5	U of A, Daniel Rogers	R19-46252	31	7	1
Group 5	U of A, Daniel Rogers	R19C-3085	4,054	739	5
Group 5	U of A, Daniel Rogers	R19C-3194	1,464	473	4
Group 5	U of Missouri, Michael Clubb	S18-6013	3,984	1,524	5
Group 5	U of Missouri, Michael Clubb	S18-6328	361	388	2

[a] Chloride sensitivity in soybean is categorized by the plant's genetic and metabolic ability to deal with elevated concentrations of chloride in the soil profile. Excluder soybean varieties have multiple mechanisms that allow them to restrict chloride accumulation in the aboveground plant tissues; whereas, Includer varieties accumulate chloride indiscriminately. Varieties with Mixed ratings have populations with varying ratios of Includers and Excluders that result in a wide range of chloride accumulation in the tissues and a wide range of reactions to high levels of chloride. This data collected by Trent Roberts (Associate Professor of Soil Fertility/Soil Testing) and Alden Smartt (Program Associate).

[b] 1 = Strong Excluder, 2 = Moderate Excluder, 3 = Mixed, 4 = Moderate Includer, 5 = Strong Includer.

Comprehensive Disease Screening of Soybean Varieties, 2023

M. Emerson,[1] M. Tolbert,[2] A. Greer,[3] B. Baker,[1] R. Hoyle,[2] J. Barham,[3] K. Brown,[1] T. Spurlock,[2] and T. Faske[1]

Introduction

A comprehensive disease screening program has been conducted by the University of Arkansas System Division of Agriculture's Extension Plant Pathology department since 1990 thanks to support from the Arkansas Soybean Promotion Board. A combination of field nurseries and greenhouse experiments are used to evaluate all cultivars that are entered into the Official Variety Testing Program to identify major diseases of concern in Arkansas. The main diseases evaluated include the southern root-knot nematode (*Meloidogyne incognita*), southern stem canker (caused by *Diaporthe aspalathi*) and frogeye leaf spot (caused by *Cercospora sojina*).

Methods

Southern Root-Knot Nematode: There are two screens for the southern root-knot nematode: field and greenhouse. The field screen is conducted in a commercial field, by the Lonoke Extension Plant Pathology Program, with a history of southern root-knot nematode in Pulaski County. Each variety was planted in single 11-ft rows, spaced 30 inches apart and separated by a 4-ft fallow alley. Varieties were arranged in a randomized complete block design with three replications per variety. The percentage of root system galled was determined for 8 root systems from each plot at the R4 to R5 growth stage, where 0% to 1.0% = very resistant, 1.1% to 4.0% = resistant, 4.1% to 9.0% = moderately resistant, 9.1% to 20.0% = moderately susceptible, 20.1% to 40.0% = susceptible, and 40.1% to 100% = very susceptible.

The greenhouse screen was conducted at the Southwest Research and Extension Center, Hope. All entries were planted with three replications in clay pots and inoculated with 5,000 eggs of *M. incognita* per pot at the V1 growth stage. Each replicate is conducted in space and time due to space limitations in the greenhouse. Root systems were visually inspected 60 days after planting (DAP) based on a 10-point scale of root system galled, where 0 to 0.9 = very resistant, 1.0 to 1.9 = resistant, 2.0 to 2.9 = moderately resistant, 3.0 to 3.9 = moderately susceptible, 4.0 to 4.9 = susceptible, and 5.0 to 9.0 = very susceptible.

Southern Stem Canker: All varieties were screened for southern stem canker at the Rohwer Research Station. All entries were planted in 2 rows, 10-ft long, spaced 38 inches apart and separated by a 5-ft fallow alley. Plots were arranged in a randomized complete block design with three replications. In each plot, the stems of 10 soybean plants were artificially inoculated at the R1 growth stage with toothpicks infested with *Diaporthe aspalathi*. Ratings were based on the greatest level of disease observed, where resistant = no stem canker found and susceptible = stem canker found.

Frogeye Leaf Spot: The frogeye leaf spot screens were conducted in conjunction with the field screen for the southern root-knot nematode in Pulaski County. Leaf spot severity was evaluated at the R5 to R6 growth stage using a 10-point scale, where 0 = no disease and 9 = severe disease.

[1] Program Associate, Program Technician, Program Associate, and Professor/Extension Plant Pathologist, respectively, Department of Entomology and Plant Pathology, Lonoke Extension Center, Lonoke.

[2] Program Associate, Program Associate, and Associate Professor/Extension Plant Pathologist, respectively, Department of Entomology and Plant Pathology, Rohwer Research Station, Rohwer.

[3] Instructor and Program Associate, respectively, Department of Entomology and Plant Pathology, Southwest Research and Extension Center, Hope.

Table 30. Evaluation of Soybean Cultivars for Reaction to Root Knot Nematode in Field[a] and Greenhouse[b] Tests, 2023.

Variety Name	Herbicide Technology	Relative Maturity	Avg. Field Gall Rating[c]	Avg. GH Gall Rating[d]
AG42XF4	XtendFlex	4.2	22.2	4.67
AG43XF2	XtendFlex	4.3	34.4	5.83
AG44XF4	XtendFlex/SR	4.4	42.2	4.60
AG45XF3	XtendFlex	4.5	14.7	5.33
AG46XF3	XtendFlex/SR	4.6	38.3	6.40
AG47XF2	XtendFlex/SR	4.7	35.0	5.20
AG47XF4	XtendFlex/SR	4.7	20.8	5.27
AG48XF2	XtendFlex	4.8	51.1	3.83
AG48XF3	XtendFlex/SR	4.8	27.6	3.43
AG52XF0	XtendFlex	5.2	34.4	5.93
AG53XF2	XtendFlex	5.3	21.1	3.90
AG56XF2	XtendFlex	5.6	4.0	1.67
Axis 4613XF	RR/LL/Xtend	4.6	32.2	5.00
Axis 4641XFS	RR/LL/Xtend/STS	4.6	33.3	4.21
Axis 4813XFS	RR/LL/Xtend/STS	4.8	29.8	4.13
DELTA GROW 44XF75/STS	XtendFlex	4.4	34.8	5.10
DELTA GROW 46E10	Enlist 3	4.6	1.2	2.67
DELTA GROW 46E30	Enlist 3	4.6	47.6	5.73
DELTA GROW 46X65/STS	Xtend/STS	4.6	24.6	5.67
DELTA GROW 46XF54	Xtend Flex	4.6	31.8	4.50
DELTA GROW 47E20/STS	Enlist E3/STS	4.7	15.7	3.00
DELTA GROW 47XF38	XtendFlex	4.7	42.2	5.17
DELTA GROW 48E59	Enlist 3	4.8	22.2	5.43
DELTA GROW 48X45	Xtend	4.8	34.4	5.71
DELTA GROW 48XF33/STS	XtendFlex	4.8	22.3	3.00
DELTA GROW 48XF42	XtendFlex	4.8	28.9	5.00
DELTA GROW 49E30/STS	Enlist E3/STS	4.9	34.0	4.50
DELTA GROW 49XF85/STS	XtendFlex	4.9	36.4	2.51
DELTA GROW 52XF22	XtendFlex	5.2	19.2	6.27
DELTA GROW 53XF95/STS	XtendFlex	5.3	32.8	4.33
DELTA GROW 55X25	Xtend	5.5	3.0	1.46
DELTA GROW 55XF23	XtendFlex	5.5	4.6	2.10
DONMARIO DM45F23	XtendFlex	4.5	24.4	4.10
DONMARIO DM48F53	XtendFlex	4.8	20.2	4.97
Dyna-Gro S42XF93S	XtendFlex	4.2	52.8	6.67
Dyna-Gro S46XF31S	XtendFlex	4.6	25.0	4.73
Dyna-Gro S47XF23S	XtendFlex	4.7	37.0	4.83
Dyna-Gro S49XF43S	XtendFlex	4.9	38.9	4.43
Dyna-Gro S49XF82	XtendFlex	4.9	47.8	3.80
Eagle Seed ES4800E3	Enlist 3	4.8	38.3	4.26
Eagle Seed ES4875XF	XtendFlex	4.8	22.8	4.10
Innotech 4233E3S	Enlist E3/STS	4.2	46.1	4.78
Innotech 4545E3S	Enlist E3/STS	4.5	26.7	2.27
Innotech 4983E3S	Enlist E3/STS	4.9	21.8	5.50
Innvictis A5003XF	XtendFlex	5.0	41.7	6.00

Continued

Table 30. Evaluation of Soybean Cultivars for Reaction to Root Knot Nematode in Field[a] and Greenhouse[b] Tests, 2023, Continued.

Variety Name	Herbicide Technology	Relative Maturity	Avg. Field Gall Rating[c]	Avg. GH Gall Rating[d]
Innvictis A5813XF	XtendFlex	5.8	17.1	2.40
Innvictis B4603E	Enlist 3	4.6	21.7	4.73
Innvictis B4903E	Enlist 3	4.9	28.7	6.30
Innvictis B5013E	Enlist 3	5.0	30.4	4.40
Integra X4660	Xtend	4.6	37.8	4.17
Integra XF4142S	XtendFlex	4.1	56.1	4.43
Integra XF4454S	XtendFlex	4.4	48.9	4.67
Integra XF4621S	XtendFlex	4.6	18.0	4.33
Integra XF4634S	XtendFlex	4.6	33.3	5.07
Integra XF4893S	XtendFlex	4.8	26.7	3.17
Integra XF4914S	XtendFlex	4.9	45.0	6.50
NK42-A6E3S	Enlist/STS	4.2	17.3	3.50
NK44-J4XFS	XtendFlex/STS	4.4	32.2	5.43
NK44-Q5E3S	Enlist/STS	4.4	17.2	3.33
NK46-B4XFS	XtendFlex/STS	4.6	31.2	5.57
NK48-A8XFS	XtendFlex/STS	4.8	23.7	3.33
NK49-C2XFS	XtendFlex/STS	4.9	35.6	5.27
NK49-T6E3S	Enlist 3/STS	4.9	18.1	5.10
NK52-D6E3	Enlist	5.2	14.1	1.23
NK54-J9XFS	XtendFlex/STS	5.4	15.1	5.23
NK56-Z6XFS	XtendFlex/STS	5.6	2.0	1.67
Pioneer P44A21X	RR2 Xtend	4.4	16.1	5.78
Pioneer P44A60LX	RR2 Xtend Liberty	4.4	47.8	5.07
Pioneer P45A70LX	RR2 Xtend Liberty	4.5	26.7	6.01
Pioneer P46A20LX	RR2 Xtend Liberty	4.6	20.0	5.17
Pioneer P46A90LX	RR2 Xtend Liberty	4.6	31.9	5.93
Pioneer P47A64X	RR2 Xtend	4.7	33.3	5.50
Pioneer P48A04LX	RR2 Xtend Liberty	4.8	35.6	4.01
Progeny P4604XFS	XtendFlex/STS	4.6	24.4	5.28
Progeny P4623XFS	XtendFlex/STS	4.6	28.0	3.67
Progeny P4665XFS	XtendFlex/STS	4.6	33.9	4.83
Progeny P4691XFS	XtendFlex/STS	4.6	31.1	4.73
Progeny P4755XFS	XtendFlex/STS	4.7	24.7	4.83
Progeny P4775E3S	Enlist 3/STS	4.7	15.7	3.93
Progeny P4778XFS	XtendFlex/STS	4.7	35.0	4.40
Progeny P4798XF	XtendFlex	4.7	43.0	7.20
Progeny P4806XFS	XtendFlex/STS	4.8	22.4	2.77
Progeny P4850E3	Enlist 3	4.8	15.1	4.17
Progeny P4947XFS	XtendFlex/STS	4.9	36.7	4.67
Progeny P4999E3S	Enlist 3/ STS	4.9	30.0	4.17
Progeny P5056XFS	XtendFlex/STS	5.0	34.4	5.67
Progeny P5441XF	XtendFlex	5.4	18.4	4.17
Progeny P5641XF	XtendFlex	5.6	5.3	4.93
Progeny P5751XF	XtendFlex	5.7	23.9	2.23
R18-10491	Conventional	5.4	16.7	3.50

Continued

Table 30. Evaluation of Soybean Cultivars for Reaction to Root Knot Nematode in Field[a] and Greenhouse[b] Tests, 2023, Continued.

Variety Name	Herbicide Technology	Relative Maturity	Avg. Field Gall Rating[c]	Avg. GH Gall Rating[d]
R18-10919	Conventional	5.4	0.6	1.33
R18C-13665	Conventional	4.9	27.7	5.43
R19-39415	Conventional	4.8	20.1	4.83
R19-39444	Conventional	4.8	13.8	5.50
R19-410712	Conventional	5.4	7.3	3.17
R19-411424	Conventional	5.2	14.0	5.13
R19-424115b	Conventional	5.2	8.0	4.33
R19-42447b	Conventional	5.3	36.1	4.51
R19-4593	Conventional	5.3	15.7	4.67
R19-45980	Conventional	5.4	8.2	5.21
R19-46252	Conventional	5.4	13.0	4.83
R19C-1001	Conventional	4.9	3.6	3.17
R19C-1012	Conventional	4.4	4.0	3.93
R19C-1035	Conventional	4.5	2.6	3.00
R19C-1081	Conventional	4.3	13.1	3.27
R19C-2678	Conventional	4.8	3.3	2.33
R19C-3085	Conventional	5.1	22.7	6.10
R19C-3147	Conventional	4.9	11.3	3.63
R19C-3194	Conventional	5.3	9.6	3.96
Revere 4237XFS	XtendFlex/STS	4.2	38.6	5.76
Revere 4415XF	XtendFlex	4.4	16.9	4.33
Revere 4526XFS	XtendFlex/STS	4.5	35.6	5.67
Revere 4727XF	XtendFlex	4.7	33.9	4.91
Revere 4731XF	XtendFlex	4.7	27.0	3.10
Revere 4826XFS	XtendFlex/STS	4.8	18.9	5.40
Revere 4925XFS	XtendFlex/STS	4.9	23.7	6.13
Revere 4934XF	XtendFlex	4.9	22.1	5.50
Revere 5029XFS	XtendFlex/STS	5.0	47.8	3.60
Revere 5143E3	Enlist E3	5.0	13.9	1.83
S17-17644	Conventional	4.8	2.0	1.77
S18-6013	Conventional	5.4	1.5	1.57
S18-6328	Conventional	5.2	23.4	4.93
S19-10701	Conventional	4.5	0.7	2.96
USG 7461XFS	XtendFlex/STS	4.6	31.7	6.00
USG 7463XF	Xtendflex	4.6	33.2	4.43
USG 7474XFS	XtendFlex/STS	4.7	17.0	4.98

[a] Field tests were conducted in a commercial production field near Kerr, Ark. Field ratings were assessed at R5 growth stage based on the percentage root system galled. Tests were designed as a randomized complete block with 3 replications. Evaluations were conducted by Michael Emerson (Program Associate), Travis Faske (Professor/Extension Plant Pathologist), Brandon Baker (Program Technician), and Katherine Brown (Program Associate).

[b] Greenhouse tests were conducted at the Southwest Research and Extension Center, Hope, Ark. Eggs of *M. incognita* were used as inoculum in the greenhouse test. Greenhouse root gall ratings were a visual assessment 60 days after planting based on a 0–9 index scale of root system galled. Tests were designed as a randomized complete block with 3 replications. Evaluations were conducted by Amanda Greer (Nematode Lab Supervisor) and John Barham (Program Associate).

[c] Field Gall ratings: 0–1.0 = VR, 1.1–4.0 = R, 4.1–9.0 = MR, 9.1–20.0 = MS, 20.1–40.0 = S, 40.1–100 = VS.

[d] Greenhouse Gall ratings: 0 - 0.9 = VR, 1.0–1.9 = R, 2.0–2.9 = MR, 3.0–3.9 = MS.

Table 31. Evaluation of Soybean Cultivars for Reaction to Stem Canker and Frogeye Leaf Spot, 2023.

Variety Name	Herbicide Technology	Relative Maturity	Stem Canker Rating[a]	Frogeye Leaf Spot Rating[b]
AG42XF4	XtendFlex	4.2	S	3.00
AG43XF2	XtendFlex	4.3	S	2.67
AG44XF4	XtendFlex/SR	4.4	S	0.00
AG45XF3	XtendFlex	4.5	S	5.00
AG46XF3	XtendFlex/SR	4.6	S	4.33
AG47XF2	XtendFlex/SR	4.7	S	0.33
AG47XF4	XtendFlex/SR	4.7	S	1.00
AG48XF2	XtendFlex	4.8	S	2.00
AG48XF3	XtendFlex/SR	4.8	S	3.67
AG52XF0	XtendFlex	5.2	S	5.00
AG53XF2	XtendFlex	5.3	S	0.00
AG56XF2	XtendFlex	5.6	S	0.00
Axis 4613XF	RR/LL/Xtend	4.6	R	3.00
Axis 4641XFS	RR/LL/Xtend/STS	4.6	R	1.67
Axis 4813XFS	RR/LL/Xtend/STS	4.8	S	1.67
DELTA GROW 44XF75/STS	XtendFlex	4.4	R	0.00
DELTA GROW 46E10	Enlist 3	4.6	R	3.67
DELTA GROW 46E30	Enlist 3	4.6	R	0.00
DELTA GROW 46X65/STS	Xtend/STS	4.6	S	2.00
DELTA GROW 46XF54	Xtend Flex	4.6	R	0.33
DELTA GROW 47E20/STS	Enlist E3/STS	4.7	R	4.00
DELTA GROW 47XF38	XtendFlex	4.7	S	2.33
DELTA GROW 48E59	Enlist 3	4.8	R	3.33
DELTA GROW 48X45	Xtend	4.8	S	3.00
DELTA GROW 48XF33/STS	XtendFlex	4.8	R	0.00
DELTA GROW 48XF42	XtendFlex	4.8	S	2.33
DELTA GROW 49E30/STS	Enlist E3/STS	4.9	R	4.33
DELTA GROW 49XF85/STS	XtendFlex	4.9	S	0.00
DELTA GROW 52XF22	XtendFlex	5.2	S	4.00
DELTA GROW 53XF95/STS	XtendFlex	5.3	S	0.00
DELTA GROW 55X25	Xtend	5.5	R	0.00
DELTA GROW 55XF23	XtendFlex	5.5	R	3.67
DONMARIO DM45F23	XtendFlex	4.5	R	0.00
DONMARIO DM48F53	XtendFlex	4.8	R	0.00
Dyna-Gro S42XF93S	XtendFlex	4.2	R	2.67
Dyna-Gro S46XF31S	XtendFlex	4.6	S	1.33
Dyna-Gro S47XF23S	XtendFlex	4.7	S	2.00
Dyna-Gro S49XF43S	XtendFlex	4.9	R	0.33
Dyna-Gro S49XF82	XtendFlex	4.9	S	3.00
Eagle Seed ES4800E3	Enlist 3	4.8	.	4.00
Eagle Seed ES4875XF	XtendFlex	4.8	S	4.00
Innotech 4233E3S	Enlist E3/STS	4.2	R	4.33
Innotech 4545E3S	Enlist E3/STS	4.5	R	0.00
Innotech 4983E3S	Enlist E3/STS	4.9	R	4.00
Innvictis A5003XF	XtendFlex	5.0	S	0.00

Continued

Table 31. Evaluation of Soybean Cultivars for Reaction to Stem Canker and Frogeye Leaf Spot, 2023, Continued.

Variety Name	Herbicide Technology	Relative Maturity	Stem Canker Rating[a]	Frogeye Leaf Spot Rating[b]
Innvictis A5813XF	XtendFlex	5.8	S	4.67
Innvictis B4603E	Enlist 3	4.6	S	0.00
Innvictis B4903E	Enlist 3	4.9	S	2.67
Innvictis B5013E	Enlist 3	5.0	R	4.00
Integra X4660	Xtend	4.6	R	2.67
Integra XF4142S	XtendFlex	4.1	R	1.00
Integra XF4454S	XtendFlex	4.4	R	0.67
Integra XF4621S	XtendFlex	4.6	R	1.67
Integra XF4634S	XtendFlex	4.6	R	0.00
Integra XF4893S	XtendFlex	4.8	S	0.00
Integra XF4914S	XtendFlex	4.9	R	0.00
NK42-A6E3S	Enlist/STS	4.2	R	0.00
NK44-J4XFS	XtendFlex/STS	4.4	R	2.33
NK44-Q5E3S	Enlist/STS	4.4	R	0.33
NK46-B4XFS	XtendFlex/STS	4.6	S	3.33
NK48-A8XFS	XtendFlex/STS	4.8	S	4.33
NK49-C2XFS	XtendFlex/STS	4.9	R	3.00
NK49-T6E3S	Enlist 3/STS	4.9	R	0.00
NK52-D6E3	Enlist	5.2	R	0.00
NK54-J9XFS	XtendFlex/STS	5.4	R	0.00
NK56-Z6XFS	XtendFlex/STS	5.6	R	3.67
Pioneer P44A21X	RR2 Xtend	4.4	S	0.00
Pioneer P44A60LX	RR2 Xtend Liberty	4.4	R	0.00
Pioneer P45A70LX	RR2 Xtend Liberty	4.5	R	0.67
Pioneer P46A20LX	RR2 Xtend Liberty	4.6	S	0.00
Pioneer P46A90LX	RR2 Xtend Liberty	4.6	R	0.00
Pioneer P47A64X	RR2 Xtend	4.7	S	0.00
Pioneer P48A04LX	RR2 Xtend Liberty	4.8	R	0.00
Progeny P4604XFS	XtendFlex/STS	4.6	S	1.67
Progeny P4623XFS	XtendFlex/STS	4.6	R	3.00
Progeny P4665XFS	XtendFlex/STS	4.6	R	0.67
Progeny P4691XFS	XtendFlex/STS	4.6	R	2.00
Progeny P4755XFS	XtendFlex/STS	4.7	S	2.33
Progeny P4775E3S	Enlist 3/STS	4.7	R	4.67
Progeny P4778XFS	XtendFlex/STS	4.7	R	0.00
Progeny P4798XF	XtendFlex	4.7	S	2.67
Progeny P4806XFS	XtendFlex/STS	4.8	R	5.00
Progeny P4850E3	Enlist 3	4.8	S	3.00
Progeny P4947XFS	XtendFlex/STS	4.9	S	2.00
Progeny P4999E3S	Enlist 3/ STS	4.9	R	1.67
Progeny P5056XFS	XtendFlex/STS	5.0	R	0.00
Progeny P5441XF	XtendFlex	5.4	S	0.00
Progeny P5641XF	XtendFlex	5.6	R	3.67
Progeny P5751XF	XtendFlex	5.7	R	2.33
R18-10491	Conventional	5.4	R	0.00

Continued

Table 31. Evaluation of Soybean Cultivars for Reaction to Stem Canker and Frogeye Leaf Spot, 2023, Continued.

Variety Name	Herbicide Technology	Relative Maturity	Stem Canker Rating[a]	Frogeye Leaf Spot Rating[b]
R18-10919	Conventional	5.4	R	0.00
R18C-13665	Conventional	4.9	R	0.00
R19-39415	Conventional	4.8	R	5.30
R19-39444	Conventional	4.8	R	5.30
R19-410712	Conventional	5.4	S	0.00
R19-411424	Conventional	5.2	S	0.00
R19-424115b	Conventional	5.2	R	0.00
R19-42447b	Conventional	5.3	S	0.70
R19-4593	Conventional	5.3	R	0.00
R19-45980	Conventional	5.4	R	0.70
R19-46252	Conventional	5.4	R	3.30
R19C-1001	Conventional	4.9	R	0.00
R19C-1012	Conventional	4.4	R	1.00
R19C-1035	Conventional	4.5	R	0.00
R19C-1081	Conventional	4.3	S	0.00
R19C-2678	Conventional	4.8	R	0.00
R19C-3085	Conventional	5.1	R	0.00
R19C-3147	Conventional	4.9	R	0.70
R19C-3194	Conventional	5.3	R	0.30
Revere 4237XFS	XtendFlex/STS	4.2	R	3.67
Revere 4415XF	XtendFlex	4.4	R	0.00
Revere 4526XFS	XtendFlex/STS	4.5	R	5.00
Revere 4727XF	XtendFlex	4.7	R	0.67
Revere 4731XF	XtendFlex	4.7	S	0.00
Revere 4826XFS	XtendFlex/STS	4.8	S	2.67
Revere 4925XFS	XtendFlex/STS	4.9	S	1.33
Revere 4934XF	XtendFlex	4.9	R	0.00
Revere 5029XFS	XtendFlex/STS	5.0	S	2.00
Revere 5143E3	Enlist E3	5.0	R	0.00
S17-17644	Conventional	4.8	R	0.00
S18-6013	Conventional	5.4	R	0.00
S18-6328	Conventional	5.2	R	0.00
S19-10701	Conventional	4.5	R	0.00
USG 7461XFS	XtendFlex/STS	4.6	R	1.67
USG 7463XF	Xtendflex	4.6	S	2.67
USG 7474XFS	XtendFlex/STS	4.7	S	3.33

[a] Stem canker field tests were conducted at the University of Arkansas System Division of Agriculture's Rohwer Research Station at Rowher, Ark. Stem Canker reaction: 10 plants per plot were inoculated with infested toothpicks, replicated 3 times. Ratings were based on the greatest level of disease observed using a R = no stem canker found and S = stem canker found. Evaluations were conducted by Terry Spurlock (Associate Professor/Extension Plant Pathologist), Mandy Tolbert (Program Associate), and Rob Hoyle (Program Technician).

[b] Frogeye leaf spot field trials were conducted in a growers field near Kerr, Ark. Values represent a visual estimate of the disease severity based on a 0–9 scale whereas 0 = no disease and 9 = severe disease. Evaluations were conducted by Michael Emerson (Program Associate), Dr. Travis Faske (Professor/Extension Plant Pathologist), and Brandon Baker (Program Technician).

Early Planted Tests, Participants and Entries
2023 Soybean Performance Tests

Company/Institute	Variety/Experimental Line	Relative Maturity	Herbicide Technology	Seed Treatment
Bayer CropScience	AG42XF4	4.2	XtendFlex	FST/IST
2 TW Alexander Dr.	AG43XF2	4.3	XtendFlex	FST/IST
Research Triangle Park, NC 27709	AG44XF4	4.4	XtendFlex/SR	FST/IST
	AG45XF3	4.5	XtendFlex	FST/IST
	AG46XF3	4.6	XtendFlex/SR	FST/IST
	AG47XF2	4.7	XtendFlex/SR	FST/IST
	AG47XF4	4.7	XtendFlex/SR	FST/IST
	AG48XF2	4.8	XtendFlex	FST/IST
	AG48XF3	4.8	XtendFlex/SR	FST/IST
Delta Grow Seed	DELTA GROW 48X45	4.8	Xtend	CRUISER MAX
220 NW 2nd	DELTA GROW 48XF33/STS	4.8	XtendFlex	CRUISER MAX
England, AR 72046	DELTA GROW 49XF85/STS	4.9	XtendFlex	CRUISER MAX
Eagle Seed Company	Eagle Seed ES4800E3	4.8	Enlist 3	
P.O. Box 308	Eagle Seed ES4875XF	4.8	XtendFlex	
Weiner, AR 72479				
Nutrien Ag Solutions	Dyna-Gro S42XF93S	4.2	XtendFlex	Equity VIP Saltro + Vayantis
3005 Rocky Mountain Ave.	Dyna-Gro S46XF31S	4.6	XtendFlex	Equity VIP Saltro + Vayantis
Loveland, CO 80538	Dyna-Gro S47XF23S	4.7	XtendFlex	Equity VIP Saltro + Vayantis
	Dyna-Gro S49XF43S	4.9	XtendFlex	Equity VIP Saltro + Vayantis
	Dyna-Gro S49XF82	4.9	XtendFlex	Equity VIP Saltro + Vayantis
Pioneer Hi-Bred Int.	Pioneer P44A21X	4.4	RR2 Xtend	FST/IST
7300 NW 62nd Ave.	Pioneer P44A60LX	4.4	RR2 Xtend Liberty	FST/IST
Johnston, IA 50131	Pioneer P45A70LX	4.5	RR2 Xtend Liberty	FST/IST
	Pioneer P46A20LX	4.6	RR2 Xtend Liberty	FST/IST
	Pioneer P46A90LX	4.6	RR2 Xtend Liberty	FST/IST
	Pioneer P47A64X	4.7	RR2 Xtend	FST/IST
	Pioneer P48A04LX	4.8	RR2 Xtend Liberty	FST/IST
Progeny Ag Products	Progeny P4604XFS	4.6	XtendFlex/STS	ProServo / S
1529 Hwy 193	Progeny P4623XFS	4.6	XtendFlex/STS	ProServo / S
Wynne, AR 72396	Progeny P4691XFS	4.6	XtendFlex/STS	ProServo / S
	Progeny P4755XFS	4.7	XtendFlex/STS	ProServo / S
	Progeny P4775E3S	4.7	Enlist 3/STS	ProServo / S
	Progeny P4778XFS	4.7	XtendFlex/STS	ProServo / S
	Progeny P4798XF	4.7	XtendFlex	ProServo / S
	Progeny P4806XFS	4.8	XtendFlex/STS	ProServo / S
	Progeny P4850E3	4.8	Enlist 3	ProServo / S
	Progeny P4947XFS	4.9	XtendFlex/STS	ProServo / S
	Progeny P4999E3S	4.9	Enlist 3/STS	ProServo / S

Continued

Early Planted Tests, Participants and Entries
2023 Soybean Performance Tests, Continued

Company/Institute	Variety/Experimental Line	Relative	Herbicide	Seed Treatment
Syngenta Crop Protection	NK42-A6E3S	4.2	Enlist 3/STS	Cruiser Apex/Saltro
3411 Silverside Rd, Suite. 100	NK44-J4XFS	4.4	XtendFlex/STS	Cruiser Apex/Saltro
Shipley Bldg.	NK44-Q5E3S	4.4	Enlist 3/STS	Cruiser Apex/Saltro
Wilmington, DE 19810	NK46-B4XFS	4.6	XtendFlex/STS	Cruiser Apex/Saltro
	NK48-A8XFS	4.8	XtendFlex/STS	Cruiser Apex/Saltro
	NK49-C2XFS	4.9	XtendFlex/STS	Cruiser Apex/Saltro
	NK49-T6E3S	4.9	Enlist 3/STS	Cruiser Apex/Saltro
Arkansas Agricultural Experiment	R18C-13665	4.9	Conventional	Seed Shield Max Beans
Station, University of Arkansas	R19-39415	4.8	Conventional	Seed Shield Max Beans
System Division of Agriculture	R19-39444	4.8	Conventional	Seed Shield Max Beans
115 Plant Science Building	R19C-1001	4.9	Conventional	Seed Shield Max Beans
Fayetteville, AR 72701	R19C-1012	4.4	Conventional	Seed Shield Max Beans
	R19C-1035	4.5	Conventional	Seed Shield Max Beans
	R19C-1081	4.3	Conventional	Seed Shield Max Beans
	R19C-2678	4.8	Conventional	Seed Shield Max Beans
	R19C-3147	4.9	Conventional	Seed Shield Max Beans
University of Missouri	S17-17644	4.8	Conventional	Warden RTA
147 State Hwy T	S19-10701	4.5	Conventional	Warden RTA
Portageville, MO 63873				

Full-Season Tests, Participants and Entries
2023 Soybean Performance Tests

Company/ Institute	Variety/Experimental Line	Relative Maturity	Herbicide Technology	Seed Treatment
Bayer CropScience	AG42XF4	4.2	XtendFlex	FST/IST
2 TW Alexander Dr.	AG43XF2	4.3	XtendFlex	FST/IST
Research Triangle Park, NC 27709	AG44XF4	4.4	XtendFlex/SR	FST/IST
	AG45XF3	4.5	XtendFlex	FST/IST
	AG46XF3	4.6	XtendFlex/SR	FST/IST
	AG47XF2	4.7	XtendFlex/SR	FST/IST
	AG47XF4	4.7	XtendFlex/SR	FST/IST
	AG48XF2	4.8	XtendFlex	FST/IST
	AG48XF3	4.8	XtendFlex/SR	FST/IST
	AG52XF0	5.2	XtendFlex	FST/IST
	AG53XF2	5.3	XtendFlex	FST/IST
	AG56XF2	5.6	XtendFlex	FST/IST
Delta Grow Seed	DELTA GROW 44XF75/STS	4.4	XtendFlex	Cruiser Max
220 NW 2nd	DELTA GROW 46E10	4.6	Enlist 3	Cruiser Max
England, AR 72046	DELTA GROW 46E30	4.6	Enlist 3	Cruiser Max
	DELTA GROW 46X65/STS	4.6	Xtend/STS	Cruiser Max
	DELTA GROW 46XF54	4.6	Xtend Flex	Cruiser Max
	DELTA GROW 47E20/STS	4.7	Enlist E3/STS	Cruiser Max
	DELTA GROW 47XF38	4.7	XtendFlex	Cruiser Max
	DELTA GROW 48E59	4.8	Enlist 3	Cruiser Max
	DELTA GROW 48X45	4.8	Xtend	Cruiser Max
	DELTA GROW 48XF33/STS	4.8	XtendFlex	Cruiser Max
	DELTA GROW 48XF42	4.8	XtendFlex	Cruiser Max
	DELTA GROW 49E30/STS	4.9	Enlist E3/STS	Cruiser Max
	DELTA GROW 49XF85/STS	4.9	XtendFlex	Cruiser Max
	DELTA GROW 52XF22	5.2	XtendFlex	Cruiser Max
	DELTA GROW 53XF95/STS	5.3	XtendFlex	Cruiser Max
	DELTA GROW 55X25	5.5	Xtend	Cruiser Max
	DELTA GROW 55XF23	5.5	XtendFlex	Cruiser Max
Eagle Seed Company	Eagle Seed ES4800E3	4.8	Enlist 3	#N/A
P.O. Box 308	Eagle Seed ES4875XF	4.8	XtendFlex	#N/A
Weiner, AR 72479				
GDM Seeds Inc.	DONMARIO DM45F23	4.5	XtendFlex	Vibrance
4003 Commercial Center Dr.	DONMARIO DM48F53	4.8	XtendFlex	Vibrance
Marion, AR 72364				
Innvictis Seed Solutions	Innvictis B4603E	4.6	Enlist 3	FST/IST
1880 Fall River Drive	Innvictis B4903E	4.9	Enlist 3	FST/IST
Loveland, CO 80538	Innvictis A5003XF	5	XtendFlex	FST/IST
	Innvictis A5813XF	5.8	XtendFlex	FST/IST
	Innvictis B5013E	5	Enlist 3	FST/IST

Continued

Full-Season Tests, Participants and Entries
2023 Soybean Performance Tests, Continued

Company/ Institute	Variety/Experimental Line	Relative	Herbicide	Seed Treatment
Mayberry Seed Co.	Axis 4613XF	4.6	RR/LL/Xtend	Revolve
22985 State Hwy. D	Axis 4641XFS	4.6	RR/LL/Xtend/STS	Revolve
Essex, MO 63846	Axis 4813XFS	4.8	RR/LL/Xtend/STS	Revolve
Nutrien Ag Solutions	Dyna-Gro S42XF93S	4.2	XtendFlex	Vayantis
3005 Rocky Mountain Ave.	Dyna-Gro S46XF31S	4.6	XtendFlex	Equity VIP Saltro +
Loveland, CO 80538	Dyna-Gro S47XF23S	4.7	XtendFlex	Vayantis
	Dyna-Gro S49XF43S	4.9	XtendFlex	Vayantis
	Dyna-Gro S49XF82	4.9	XtendFlex	Vayantis
Pioneer Hi-Bred Int.	Pioneer P44A21X	4.4	RR2 Xtend	FST/IST
7300 NW 62nd Ave.	Pioneer P44A60LX	4.4	RR2 Xtend Liberty	FST/IST
Johnston, IA 50131	Pioneer P45A70LX	4.5	RR2 Xtend Liberty	FST/IST
	Pioneer P46A20LX	4.6	RR2 Xtend Liberty	FST/IST
	Pioneer P46A90LX	4.6	RR2 Xtend Liberty	FST/IST
	Pioneer P47A64X	4.7	RR2 Xtend	FST/IST
	Pioneer P48A04LX	4.8	RR2 Xtend Liberty	FST/IST
Progeny Ag Products	Progeny P4604XFS	4.6	XtendFlex/STS	ProServo / S
1529 Hwy 193	Progeny P4623XFS	4.6	XtendFlex/STS	ProServo / S
Wynne, AR 72396	Progeny P4665XFS	4.6	XtendFlex/STS	ProServo / S
	Progeny P4691XFS	4.6	XtendFlex/STS	ProServo / S
	Progeny P4755XFS	4.7	XtendFlex/STS	ProServo / S
	Progeny P4775E3S	4.7	Enlist 3/STS	ProServo / S
	Progeny P4778XFS	4.7	XtendFlex/STS	ProServo / S
	Progeny P4798XF	4.7	XtendFlex	ProServo / S
	Progeny P4806XFS	4.8	XtendFlex/STS	ProServo / S
	Progeny P4850E3	4.8	Enlist 3	ProServo / S
	Progeny P4947XFS	4.9	XtendFlex/STS	ProServo / S
	Progeny P4999E3S	4.9	Enlist 3/ STS	ProServo / S
	Progeny P5056XFS	5	XtendFlex/STS	ProServo / S
	Progeny P5441XF	5.4	XtendFlex	ProServo / S
	Progeny P5641XF	5.6	XtendFlex	ProServo / S
	Progeny P5751XF	5.7	XtendFlex	ProServo / S
Revere Seed Co.	Innotech 4233E3S	4.2	Enlist E3/STS	Radius Premium
802 Rozelle St.	Innotech 4545E3S	4.5	Enlist E3/STS	Radius Premium
Memphis, TN 38104	Revere 4237XFS	4.2	XtendFlex/STS	Radius Premium
	Revere 4415XF	4.4	XtendFlex	Radius Premium
	Revere 4526XFS	4.5	XtendFlex/STS	Radius Premium
	Innotech 4983E3S	4.9	Enlist E3/STS	Radius Premium
	Revere 4727XF	4.7	XtendFlex	Radius Premium
	Revere 4731XF	4.7	XtendFlex	Radius Premium
	Revere 4826XFS	4.8	XtendFlex/STS	Radius Premium
	Revere 4925XFS	4.9	XtendFlex/STS	Radius Premium
	Revere 4934XF	4.9	XtendFlex	Radius Premium
	Revere 5029XFS	5.0	XtendFlex/STS	Radius Premium
	Revere 5143E3	5.0	Enlist E3	Radius Premium

Continued

Full-Season Tests, Participants and Entries
2023 Soybean Performance Tests, Continued

Company/ Institute	Variety/Experimental Line	Relative	Herbicide	Seed Treatment
Syngenta Crop Protection	NK42-A6E3S	4.2	Enlist/STS	Cruiser Apex/Saltro
3411 Silverside Rd, Suite. 100	NK44-J4XFS	4.4	XtendFlex/STS	Cruiser Apex/Saltro
Shipley Bldg.	NK44-Q5E3S	4.4	Enlist/STS	Cruiser Apex/Saltro
Wilmington, DE 19810	NK46-B4XFS	4.6	XtendFlex/STS	Cruiser Apex/Saltro
	NK48-A8XFS	4.8	XtendFlex/STS	Cruiser Apex/Saltro
	NK49-C2XFS	4.9	XtendFlex/STS	Cruiser Apex/Saltro
	NK49-T6E3S	4.9	Enlist 3/STS	Cruiser Apex/Saltro
	NK52-D6E3	5.2	Enlist	Cruiser Apex/Saltro
	NK54-J9XFS	5.4	XtendFlex/STS	Cruiser Apex/Saltro
	NK56-Z6XFS	5.6	XtendFlex/STS	Cruiser Apex/Saltro
UniSouth Genetics, Inc.	USG 7461XFS	4.6	XtendFlex/STS	axyl/imidicloprid
3205-C HWY 46 S	USG 7463XF	4.6	Xtendflex	axyl/imidicloprid
Dickson, TN 37055	USG 7474XFS	4.7	XtendFlex/STS	axyl/imidicloprid
Arkansas Agricultural Experiment	R19C-1012	4.4	Conventional	Beans
Station, University of Arkansas	R19C-1035	4.5	Conventional	Beans
System Division of Agriculture	R19C-1081	4.3	Conventional	Beans
115 Plant Science Building	R18C-13665	4.9	Conventional	Beans
Fayetteville, AR 72701	R19-39415	4.8	Conventional	Beans
	R19-39444	4.8	Conventional	Beans
	R19C-1001	4.9	Conventional	Beans
	R19C-2678	4.8	Conventional	Beans
	R19C-3147	4.9	Conventional	Beans
	R18-10491	5.4	Conventional	Beans
	R18-10919	5.4	Conventional	Beans
	R19-410712	5.4	Conventional	Beans
	R19-411424	5.2	Conventional	Beans
	R19-424115b	5.2	Conventional	Beans
	R19-42447b	5.3	Conventional	Beans
	R19-4593	5.3	Conventional	Beans
	R19-45980	5.4	Conventional	Beans
	R19-46252	5.4	Conventional	Beans
	R19C-3085	5.1	Conventional	Beans
	R19C-3194	5.3	Conventional	Beans
	UA46i20c	4.6	Conventional	Beans
University of Missouri	S19-10701	4.5	Conventional	Warden RTA
147 State Hwy T	S17-17644	4.8	Conventional	Warden RTA
Portageville, MO 63873	S18-6013	5.4	Conventional	Warden RTA
	S18-6328	5.2	Conventional	Warden RTA
Wilbur-Ellis	Integra XF4142S	4.1	XtendFlex	Acceleron Standard
2219 229th Pl	Integra XF4454S	4.4	XtendFlex	Acceleron Standard
Ames, IA 50014	Integra X4660	4.6	Xtend	Acceleron Standard
	Integra XF4621S	4.6	XtendFlex	Acceleron Standard
	Integra XF4634S	4.6	XtendFlex	Acceleron Standard
	Integra XF4893S	4.8	XtendFlex	Acceleron Standard
	Integra XF4914S	4.9	XtendFlex	Acceleron Standard

SOYBEAN TEST LOCATIONS

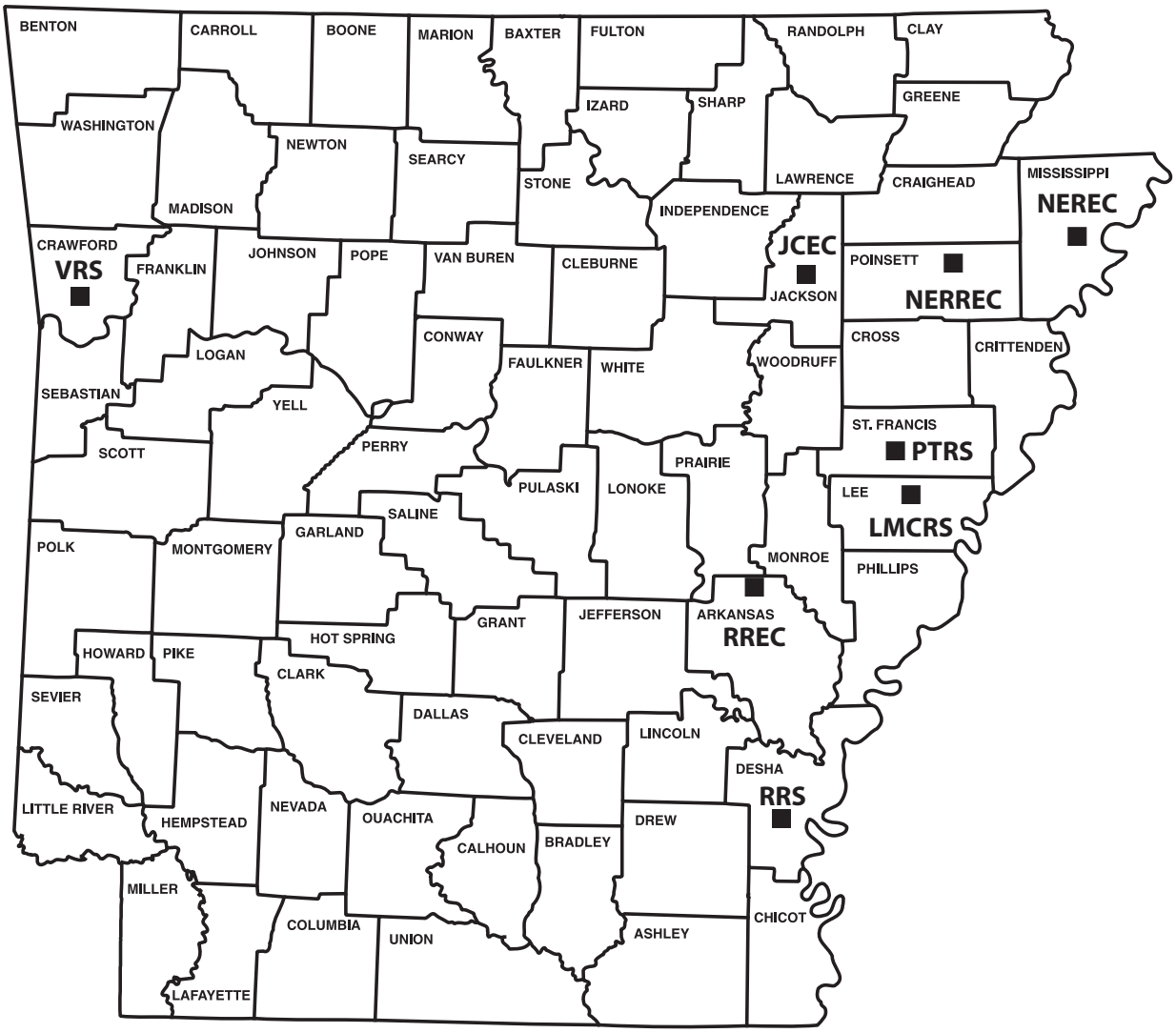

JCEC	-	Jackson County Extension Center, Newport, Arkansas
LMCRS	-	Lon Mann Cotton Research Station, Marianna
NEREC	-	Northeast Research and Extension Center, Keiser, Arkansas
NERREC	-	Northeast Rice Research and Extension Center, Harrisburg
PTRS	-	Pine Tree Research Station, Colt, Arkansas
RREC	-	Rice Research and Extension Center, Stuttgart, Arkansas
RRS	-	Rohwer Research Station, Rohwer, Arkansas
VRS	-	Vegetable Research Station, Kibler, Arkansas

DIVISION OF AGRICULTURE

RESEARCH & EXTENSION

University of Arkansas System

ARKANSAS CROP VARIETY IMPROVEMENT PROGRAM