

Laser nanoprinting of 3D nonlinear holograms beyond 25000 pixels-per-inch for inter-wavelength-band information processing

Received: 28 June 2023

Accepted: 31 August 2023

Published online: 08 September 2023

 Check for updates

Pengcheng Chen^{1,6}, Xiaoyi Xu^{1,6}, Tianxin Wang¹, Chao Zhou¹, Dunzhao Wei², Jianan Ma¹, Junjie Guo¹, Xuejing Cui¹, Xiaoyan Cheng¹, Chenzhu Xie¹, Shuang Zhang^{3,4}, Shining Zhu¹, Min Xiao^{1,5} & Yong Zhang¹✉

Nonlinear optics provides a means to bridge between different electromagnetic frequencies, enabling communication between visible, infrared, and terahertz bands through $\chi^{(2)}$ and higher-order nonlinear optical processes. However, precisely modulating nonlinear optical waves in 3D space remains a significant challenge, severely limiting the ability to directly manipulate optical information across different wavelength bands. Here, we propose and experimentally demonstrate a three-dimensional (3D) $\chi^{(2)}$ -super-pixel hologram with nanometer resolution in lithium niobate crystals, capable of performing advanced processing tasks. In our design, each pixel consists of properly arranged nanodomain structures capable of completely and dynamically manipulating the complex-amplitude of nonlinear waves. Fabricated by femtosecond laser writing, the nonlinear hologram features a pixel diameter of 500 nm and a pixel density of approximately 25000 pixels-per-inch (PPI), reaching far beyond the state of the art. In our experiments, we successfully demonstrate the novel functions of the hologram to process near-infrared (NIR) information at visible wavelengths, including dynamic 3D nonlinear holographic imaging and frequency-up-converted image recognition. Our scheme provides a promising nano-optic platform for high-capacity optical storage and multi-functional information processing across different wavelength ranges.

Nonlinear optics is capable of connecting the electromagnetic waves of different bands, which has been extensively investigated for laser frequency conversion and quantum light generation^{1,2}. For instance, it is feasible to convert near-infrared (NIR) light to the visible band

through second-harmonic generation (SHG) in nonlinear crystals including beta barium borate (BBO), potassium titanyl phosphate (KTP), and lithium niobate (LN). Over the past few decades, the performances of nonlinear optic devices have significantly improved

¹National Laboratory of Solid State Microstructures, College of Engineering and Applied Sciences, School of Physics, and Collaborative Innovation Center of Advanced Microstructures, Nanjing University, Nanjing 210093, China. ²School of Physics, Sun Yat-sen University, Guangzhou 510275, China. ³Department of Physics, The University of Hong Kong, Hong Kong, China. ⁴Department of Electrical and Electronic Engineering, University of Hong Kong, Hong Kong, China. ⁵Department of Physics, University of Arkansas, Fayetteville, AR 72701, USA. ⁶These authors contributed equally: Pengcheng Chen, Xiaoyi Xu.

✉ e-mail: zhangyong@nju.edu.cn

through the introduction of nonlinear microstructures^{3–14}. The milestone theory of quasi-phase matching (QPM) utilizes periodic $\chi^{(2)}$ microstructures to enhance the conversion efficiency of nonlinear optical processes¹⁵, which has led to advancements in multi-color laser^{16,17}, frequency comb^{18,19}, and quantum correlation^{20,21}. To fully release the potential of nonlinear optics for advanced functions that surpass the wavelength gaps, it is essential to develop a way to manipulate nonlinear optical waves with further improved efficiency and precision.

Holography has been proven to be an important method for optical information processing. Traditionally, it records the amplitude and phase information of a light field in a hologram for data storage^{22,23}. Since the invention of computer-generated hologram (CGHs)²⁴, its function has been significantly expanded to accomplish complex tasks such as 3D display^{25,26}, virtual reality^{27–29}, and optical neural network^{30–32}. By utilizing various degrees of freedom of light, such as the amplitude, phase, polarization, and orbital angular momentum, as information channels, the capacity of present holographic technique has been considerably enhanced^{33–37}.

In recent years, nonlinear hologram has emerged as a promising platform to promote the applications of nonlinear optics^{38–50}. Compared to its linear counterpart, a nonlinear hologram records information in the spatial distribution of its nonlinear coefficients such as $\chi^{(2)}$. While a nonlinear hologram appears a homogeneous material in the linear optical regime, its holographic image can only be revealed at the newly-generated optical frequencies through nonlinear measurement. This feature can be utilized for encryption storage^{51–57}. By properly designing $\chi^{(2)}$ structures, nonlinear hologram can perform nonlinear holographic imaging. However, the functions of previous nonlinear holograms with 2D microstructures are mainly focused on the phase modulation of nonlinear waves for reconstructing static plane images. The recent developments in femtosecond laser writing

technique make it possible to fabricate 3D $\chi^{(2)}$ structures (i.e., nonlinear photonic crystals (NPCs)) at nanoscale resolution⁵⁸, which provides a powerful platform to realize multi-functional nonlinear holograms.

In this work, we propose and experimentally demonstrate a 3D nano-resolution $\chi^{(2)}$ -super-pixel hologram for inter-wavelength-band information processing including 3D dynamic nonlinear holography and frequency-up-converted image recognition. In our design, the super-pixels consist of various $\chi^{(2)}$ structure (i.e., nanodomains) that are capable of fully controlling the phase and amplitude of nonlinear waves. Taking advantage of 3D laser writing, we can arrange these functional nanodomains along the depth direction of hologram, making it possible to realize high in-plane spatial resolution. In experiment, the super-pixel diameter is 500 nm and the pixels-per-inch (PPI) is beyond 25,000. The length of each super-pixel (along the depth direction) is several microns (see “Methods”). Importantly, for a given $\chi^{(2)}$ -super-pixel hologram, the output nonlinear fields can be dynamically tuned by changing the input wavelength, light polarization, or crystal temperature.

Results

Design of $\chi^{(2)}$ -super-pixel hologram

Consider a traditional nonlinear holographic configuration in 2D NPCs (Fig. 1a). The pixel of nonlinear hologram refers to a positive (or negative) domain, which has a nonlinear coefficient of $+\chi^{(2)}$ (or $-\chi^{(2)}$). The pixel diameter is typically several microns due to the limitations of the traditional electrically-poling techniques. The nonlinear waves generated in these domains are binary-phase modulated, i.e., carrying 0 or π phase (Fig. 1a). Correspondingly, designs of traditional nonlinear holograms are mainly based on binary CGH theory. To improve the performance of nonlinear holograms, it is necessary to develop more powerful techniques to fully control the phase and amplitude of nonlinear waves at higher resolution.

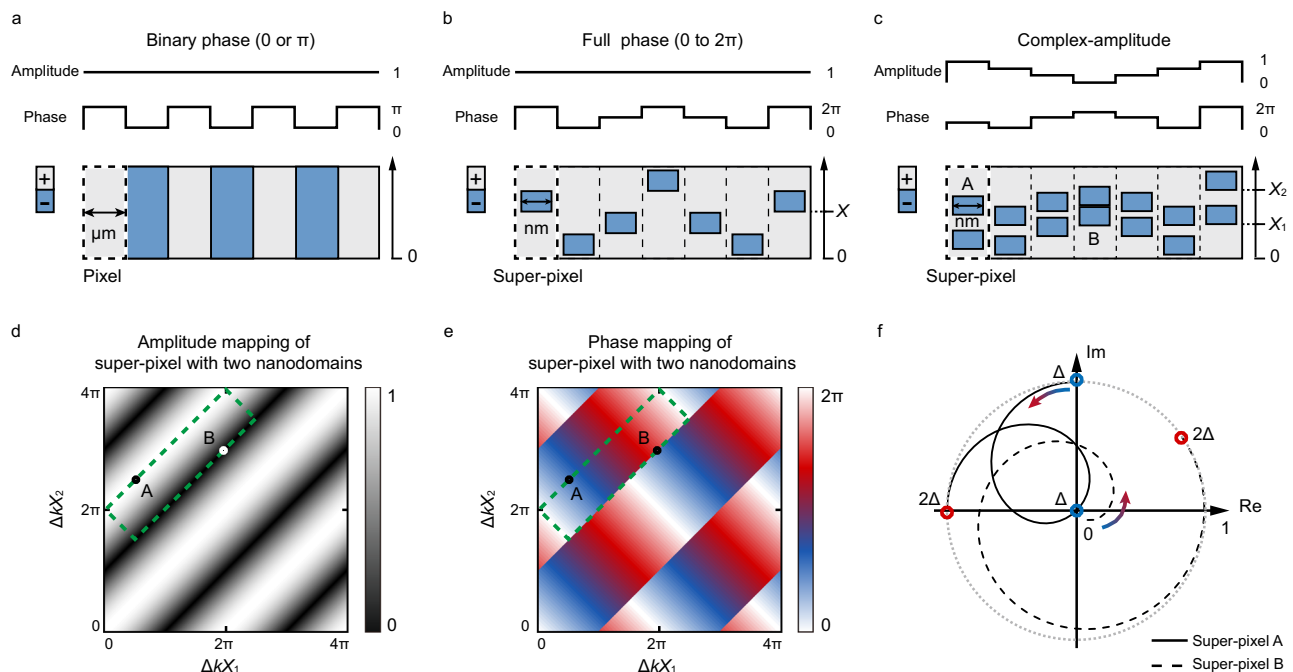


Fig. 1 | Principle of super pixel. **a–c** Three schemes for NPC-based nonlinear hologram. **a** The traditional binary phase modulation of nonlinear waves, which has been widely applied in previous nonlinear holography works. In **(b)**, a negative domain is embedded inside the positive ones. This type of super pixel is capable of fully controlling the phase of nonlinear waves. In **(c)**, two negative domains are properly arranged inside each super pixel, which can be utilized to realize the complete complex-amplitude modulations of nonlinear waves. **d** and **e** show the

dependences of the amplitude and phase of nonlinear wave on the value of ΔkX , respectively. The dotted lines indicate the parameters used in this work. **f** The dynamic evolutions of the complex-amplitude from super pixels A (solid line) and B (dotted line) as increasing the value of Δk from Δ to 2Δ . The initial amplitudes and phases of pixels A and B are marked in **(d)** and **(e)**. See “Methods” and Supplementary Fig. 3 for details.

Femtosecond laser writing of 3D nanodomains provides a useful solution. For instance, one can fabricate super-pixels consisting of nanoscale domain structures to upgrade the functionalities and resolution of nonlinear hologram. Figure 1b shows an example, in which a super-pixel consists of a negative nanodomain embedded inside the positive ones. The position of the negative domain is defined by X . Here we take the sum frequency (SF) generation as example. When two fundamental waves (ω_1 and ω_2) are incident along the x axis of NPC sample, the complex-amplitude of the SF wave ($\omega_3 = \omega_1 + \omega_2$) produced at such super-pixel satisfies (see “Methods”)

$$A_3 \propto \exp(i\Delta kX), \quad (1)$$

where $\Delta kX = (k_3 - k_1 - k_2)X$ is the extra phase introduced by the nanodomain structure inside the super-pixel, which can be continuously tuned by varying X . Here, k_1 , k_2 and k_3 are the wave vectors of two incident fundamental waves and SF waves, respectively. Clearly, one can use Eq. (1) to compose a fully phase-modulated nonlinear hologram.

In addition, one can utilize a pair of negative domains within each supercell to realize the complete control of the phase and amplitude of SF waves. Figure 1c shows the schematic configuration. Here, two negative nanodomains have the same dimensions and their positions are defined by X_1 and X_2 , respectively. The SF complex-amplitude can be written as (see “Methods”)

$$A_3 \propto \cos \Delta k \frac{X_1 - X_2}{2} \exp\left(i\Delta k \frac{X_1 + X_2}{2}\right). \quad (2)$$

For given input fundamental beams, Δk is normally fixed, and the amplitude and phase of SF wave are then decided by $(X_1 - X_2)/2$ and $(X_1 + X_2)/2$, respectively. By varying the values of X_1 and X_2 , one can realize the complete control of the phase ($0-2\pi$, Fig. 1e) and amplitude ($0-1$, Fig. 1d) of the SF waves.

3D field encryption and reconstruction

In experiment, we first demonstrate the use of such nonlinear hologram in 3D field encryption and reconstruction. Figure 2 shows the generation of 3D spiral line at second harmonic (SH) wave. High-resolution complex-amplitude nonlinear hologram is designed through the direct Fresnel transform of the 3D object. The calculated amplitude and phase distributions of the hologram are shown in Fig. 2b c, respectively. By using Eq. (2), one can design the corresponding $\chi^{(2)}$ structure, i.e., deducing the values of X_1 and X_2 in each pixel (see “Methods”). The sample is fabricated by using the laser writing technique in ref. 58. The super-pixel diameter is 500 nm and the interval is 500 nm. In the SH generation experiment, the light source is a femtosecond laser operating at a wavelength of 840 nm. The SH patterns at propagation distances from 514 μm to 864 μm are shown in Fig. 2d, which show a clear trajectory of a 3D spiral line. The numerical simulations agree well with the experimental results (Fig. 2d). The 3D SH spiral line produced in this way is speckle-free, benefiting from the complete complex-amplitude modulation of SH waves. Notably, the 3D field is not present in the fundamental wavelength channel, a feature that can be very useful for security encryption (see Supplementary Note 1).

We further show that our configuration is capable of dynamic 3D field reconstruction. As shown in Eq. (2), the generation of SH wave is related to Δk . In experiment, Δk can be readily tuned by changing the wavelength or polarization of the input light, or modulating the crystal temperature. This provides a convenient way to dynamically tune the complex amplitude of SH wave in a fixed $\chi^{(2)}$ structure. In numerical simulations, we choose two different super-pixels (A and B in Fig. 1c) as examples. Their performances evolve along different curves as the value of Δk is gradually increased from Δ to 2Δ (Fig. 1f). At the end, the phase of pixel A is doubled while the amplitude of pixel B increases from 0 to 1, which shows a wide tuning range under our configuration. In Supplementary Fig. 3 and Table 1, we show the full access to the complex-amplitude modulation of nonlinear waves.

We design two experiments to show dynamic performance of nonlinear holograms. First, we utilize the polarization of the input light

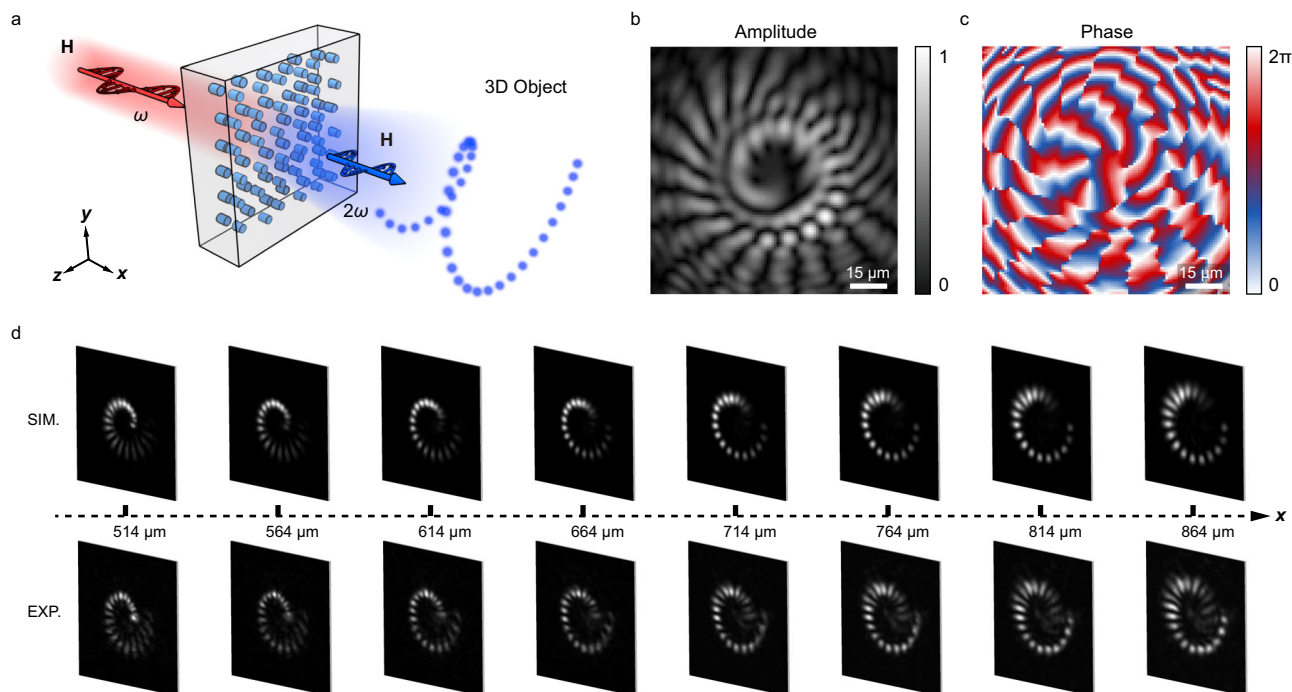


Fig. 2 | The generation of a 3D spiral line at SH wave. **a** The schematic diagram of nonlinear 3D information reconstruction. The z -axis is along the optical axis of LiNbO_3 crystal. **b** and **c** show the amplitude and phase distributions of nonlinear

hologram, respectively. **d** The experimental (bottom) and simulated (up) results. The SH patterns at various distances well present a 3D spiral line.

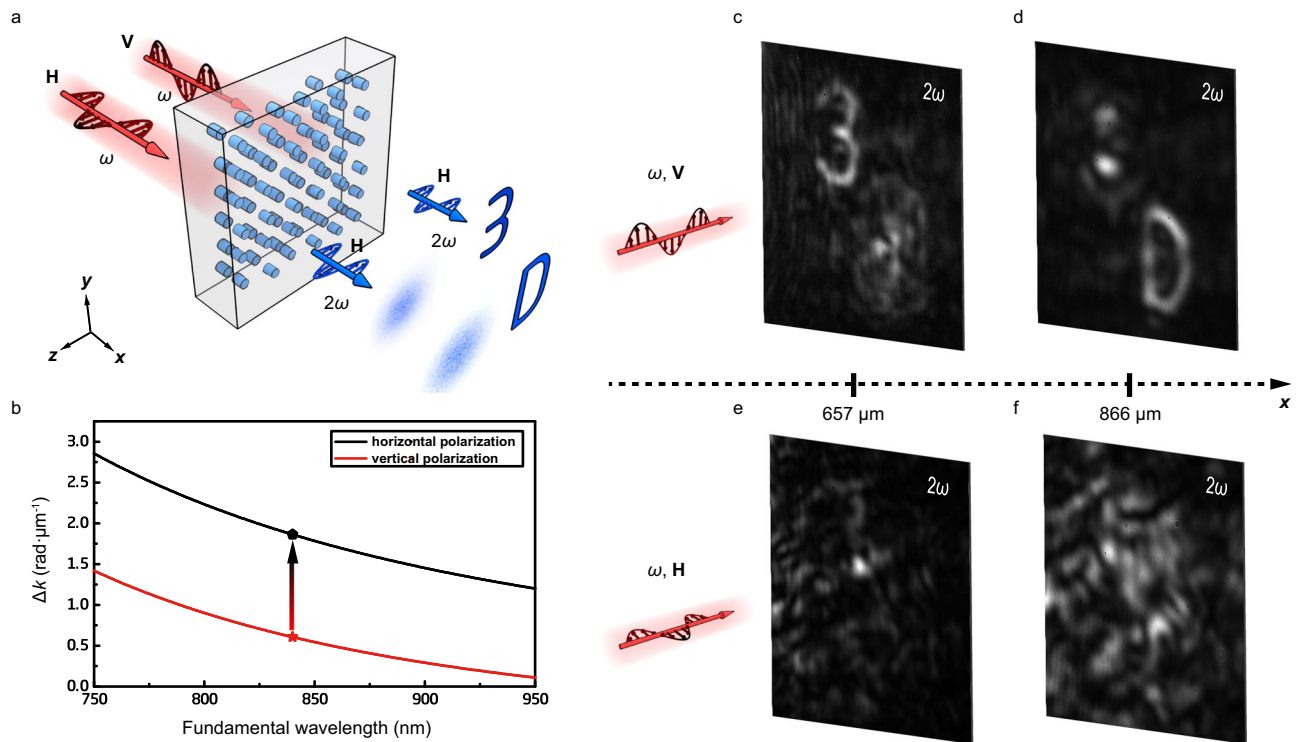


Fig. 3 | 3D information encryption through polarization-dependent nonlinear hologram. **a** In our scheme, 3D information is encrypted into the vertical polarization channel. **b** The wavelength-dependence of Δk at horizontal (black) and vertical (red) polarizations. **c–f** The experimental results at SH waves. By using a

vertically-polarized input light, one can reconstruct two letters 3 and D at distances of 657 μm and 866 μm , respectively. In comparison, only SH speckles present under the illumination of a horizontally polarized fundamental light.

to demonstrate encryption storage of 3D information (Fig. 3a). In theoretical design, we first calculate Δk with different light polarizations (Fig. 3b). Because of the birefringence of LiNbO₃ crystal, the value of Δk at a fundamental wavelength of 840 nm is tripled when the polarization of the input light is switched from vertical to horizontal. Such difference is sufficient for designing a nonlinear hologram for 3D information encryption in one polarization channel, while the information is indistinguishable in the other (Supplementary Fig. 4). In the experiment, the 3D target image includes two letters (3 and D) at different propagation depths of SH wave, which are stored in the vertical polarization channel. Figure 3c–f shows the experimental results. Under the illumination of a vertically-polarized fundamental beam, the SH field presents two clear letters—3 and D at propagation distances of 657 μm and 866 μm , respectively. However, with a horizontal polarization, only random SH patterns can be observed, from which one can hardly identify the original information. Hence our configuration is capable of encrypting 3D information by using the polarization dimension of light.

Next, we show the wavelength-temperature joint modulation for dynamic switch of 3D information. One can gradually tune the light wavelength or the sample temperature to realize continuous modulation of Δk . The hologram design is based on the iterative Fourier transform algorithm (see “Methods”). The experimental configuration is shown in Fig. 4a and the experimental results are shown in Fig. 4b–d. We first set the incident wavelength to 900 nm and the crystal temperature at 45 °C, two SH arrows with opposite directions appear at 800 μm and 1100 μm , respectively, away from the sample (Fig. 4b). When we change the incident wavelength to 975 nm and maintain the crystal temperature, the output SH image becomes a square and a triangle locating at distances of 740 μm and 1020 μm , respectively (Fig. 4c). Finally, with the increase of the temperature to 350 °C, two SH arrows reappear (Fig. 4d) but a different location from that in Fig. 4b. Note that the SH patterns in Fig. 4b–d correspond to different values of

Δk . Our scheme is also capable of dynamic nonlinear beam shaping. In Supplementary Note 2, we present the dynamic conversions between three different orbital angular momentum modes at SH waves.

Frequency up-converted optical image processing

Certain applications require the detection of an object at infrared and terahertz bands. However, it is generally difficult to directly manipulate these light fields due to the lack of efficient optical elements in these bands. In this context, we present a solution that involves converting invisible information in these bands to visible wavelengths by using our 3D nonlinear hologram.

As a first example, we demonstrate frequency-up-converted edge enhancement of an NIR image (Fig. 5a). The edge enhancement in linear optics is generally realized through a convolution operation between the original image and a complex-valued kernel (Fig. 5b). In our experiment, the complex-value $\chi^{(2)}$ -super-pixel hologram is designed as a spatial frequency filter. By placing it between two Fourier lenses, one can implement a nonlinear convolution working at the up-converted optical frequency (Fig. 5c). By using such 3D nonlinear hologram, one can readily achieve frequency-up-converted edge enhancement of an amplitude or a phase object. In experiment, we use one amplitude object and two phase objects as examples. We first record the NIR images by illuminating the objects with a 1342 nm beam. The NIR image of the amplitude object is shown in Fig. 5d. For the phase objects, we obtain their linear interference patterns with a Gaussian beam (Fig. 5g, j), in which one can hardly recognize the details. Next, we perform frequency-up-converted edge enhancement by shining an extra 1064 nm beam together with the 1342 nm beam onto the prepared nonlinear hologram. The object information is hence transferred to the up-converted SF light at 593 nm, resulting in enhanced object edges as shown in Fig. 5e, h, k. One can clearly observe the edge details due to the improved contrast (Fig. 5f, i, l).

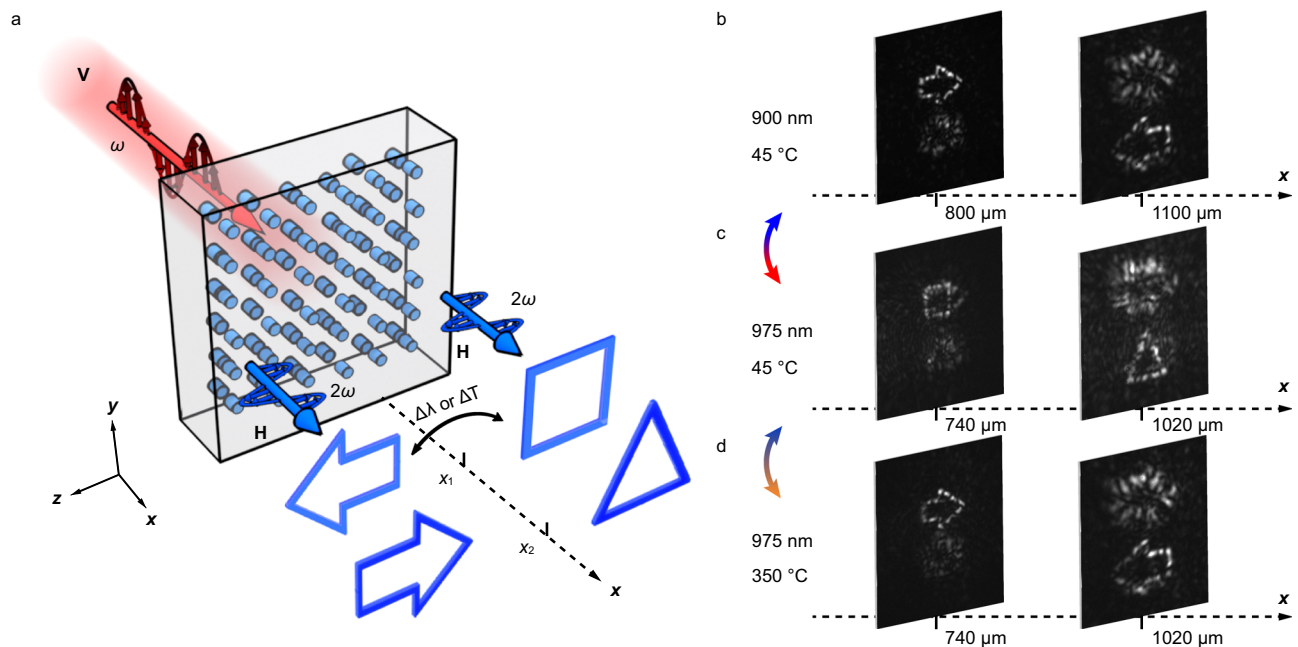


Fig. 4 | Dynamic 3D information reconstruction based on wavelength-temperature joint modulation. **a** In our scheme, the dynamical projections of 3D objects at SH wave are realized by tuning the crystal temperature and the input wavelength. The incident fundamental light is vertical polarization and output SH wave is the horizontally polarization. The z-axis is along the optical axis of LiNbO_3

crystal. **b–d** The experimental results. At the initial state (i.e., 900 nm and 45 °C), two arrows present at different propagation depths of SH waves. In the middle state (i.e., 975 nm and 45 °C), the SH patterns become a square and a triangle at different distances. At the end state (i.e., 975 nm and 350 °C), two arrows present again except that their locations are different from those in (**b**).

We further use a $\chi^{(2)}$ -super-pixel hologram to construct a nonlinear diffractive optical neural networks (DONN)⁵⁹ for classifying odd and even numbers carried by an NIR beam at an up-converted frequency (Fig. 6a). Such nonlinear DONN is trained based on the error back-propagation and gradient descent method. Notably, its function is realized by manipulating the frequency-up-converted light field through the optimized nonlinear hologram (see “Methods”). In experiment, a 1342 nm beam illuminates a phase-type handwritten number. Then, it passes through the nonlinear hologram along with a 1064 nm beam (Fig. 6b). The resulting frequency up-converted signal (i.e., the SF light) is focused into two different positions on the screen according to the number parity. In numerical simulations, we achieve an accuracy of 87.5% after classifying 1000 handwritten numbers (Fig. 6c). In experiment, we use 100 handwritten numbers to test our system. The classification accuracy is 90%, which is slightly higher than the value in the simulations due to the use of different data sets (Fig. 6d).

Discussion

In this Article, we have experimentally demonstrated 3D nonlinear hologram and its unique functions in inter-wavelength-band information processing, which expands the ability of nonlinear optics from traditional frequency conversion to advanced optical processing tasks. Taking advantage of the recent laser writing technique, we are able to prepare high-quality 3D nonlinear holograms beyond the state-of-the-art. Not only can the hologram resolution be substantially improved, but the functionality of each pixel can also be expanded from the traditional binary phase modulation to the complete and dynamic control of the amplitude and phase of nonlinear waves. Correspondingly, many previous technical limitations for nonlinear optic applications can be removed. Besides the demonstrated dynamic 3D nonlinear holography and frequency-up-converted image recognition, our ultra-high-resolution 3D nonlinear holograms can also be utilized for other fascinating applications such as multiple-color display, nonlinear optical computing, and quantum holography.

To meet the requirements of advanced optical information processing, the major challenge is to increase the dimensions of 3D nonlinear holograms. The precision and stability of laser writing system should be improved for large-scale nano-fabrication. Also, it is important to develop parallel processing techniques for fast fabrication of 3D nonlinear holograms. Another technical issue is the non-uniform structure along the depth direction, which may be resolved by pre-shaping the laser writing beam through spatial light modulator.

In comparison to previous planar nonlinear holograms, 3D nonlinear hologram has potential advantages in capacity and conversion efficiency. Because of the extra modulation dimension of $\chi^{(2)}$, one can arrange more pixels in 3D nonlinear hologram to achieve high capacity and multiple functions. In addition, 3D nonlinear hologram is capable of satisfying the phase matching condition for high conversion efficiency, which is critical to realize practical nonlinear optic devices. The proposed nano-resolution 3D nonlinear hologram is naturally capable of performing complicated inter-wavelength-band processing tasks that require high capacity, high fidelity, and high efficiency. 3D nonlinear hologram is a powerful platform for classic and quantum optical information processing in future.

Methods

The theory of $\chi^{(2)}$ super-pixel

First, we consider the $\chi^{(2)}$ super-pixel with one negative domain inside it (Fig. 1b). Here, we set the lengths of negative domain and super-pixel to be l and h , respectively. The $\chi^{(2)}$ distribution along the x direction is given by

$$\chi^{(2)}(x) = \chi^{(2)}[1 - 2s(x)] \quad (3)$$

with s is structure function defined by

$$s(x) = \begin{cases} 1, & X < x < X+l \\ 0, & 0 \leq x \leq X \text{ and } X+l \leq x \leq h \end{cases} \quad (4)$$

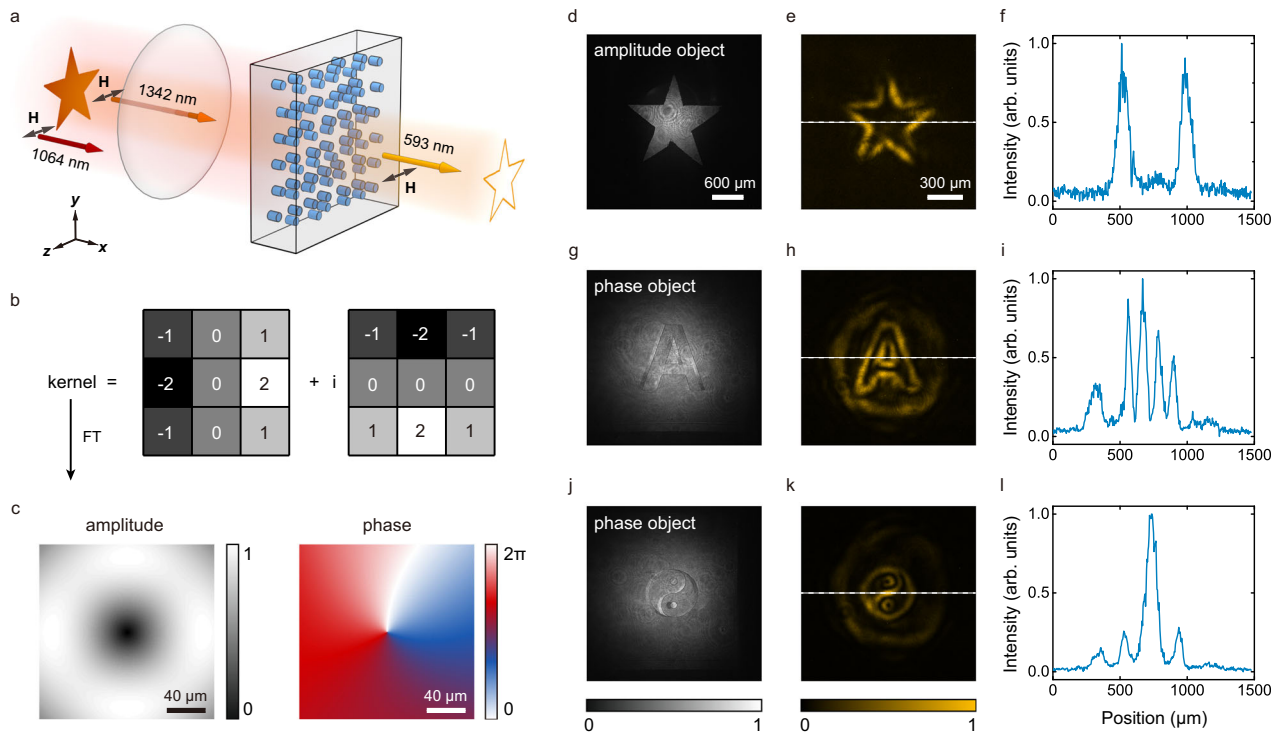


Fig. 5 | Frequency up-conversion edge enhancement. **a** The experimental diagram. A 1342 nm light (carrying the object information) and a 1064 nm light are frequency-summed in the designed nonlinear hologram. The output SF light at 593 nm presents the edge-enhanced image. **b** presents the convolution kernel, which is a complex-value matrix including two orthogonal differentiation operators. **c** The amplitude and phase of $\chi^{(2)}$ -super-pixel hologram that works as a spatial

frequency filter at the SF wavelength, which realizes the convolution function together with two Fourier lenses. **d, g, j** The NIR images of three objects at 1342 nm. **e, h, k** The experimental results of frequency up-conversion edge enhancement at 593 nm, in which the dotted lines present good contrasts as shown in **(f)**, **(i)**, and **(l)**, respectively.

Here, X is the position of the negative domain. When $s = 0$ (or 1), it corresponds a nonlinear coefficient of $\chi^{(2)}$ (or $-\chi^{(2)}$). According to nonlinear wave coupled-equation, the generated SF wave can be described by⁶⁰

$$A_3 = \int_0^h \frac{i\omega_3}{n_3c} \chi^{(2)}(x) A_1 A_2 \exp(i\Delta kx) dx. \quad (5)$$

Here, A_1, A_2 and A_3 are the complex-amplitudes of two incident waves and the generated SF wave, respectively. n_3 is the refractive index of the SF wave, $\Delta k = k_3 - k_1 - k_2$ with k_1, k_2 and k_3 being the wave vectors of two incident waves and the SF wave, respectively, and c is speed of light. By substituting Eq. (3) into Eq. (5), one can obtain

$$A_3 = \int_0^h \frac{i\omega_3}{n_3c} \chi^{(2)} A_1 A_2 \exp(i\Delta kx) dx - \int_X^{X+l} \frac{2i\omega_3}{n_3c} \chi^{(2)} A_1 A_2 \exp(i\Delta kx) dx = C_0 + C \exp(i\Delta kX) \quad (6)$$

Here, $C_0 = \frac{i\omega_3}{n_3c} \chi^{(2)} A_1 A_2 \frac{\exp(i\Delta kh) - 1}{i\Delta k}$ and $C = -\frac{2i\omega_3}{n_3c} \chi^{(2)} A_1 A_2 \frac{\exp(i\Delta kl) - 1}{i\Delta k}$. C_0 represents the background, which can be avoided by adding a blazing grating into the hologram. Since C_0 and C are constants for given input lights, one can obtain $A_3 \propto \exp(i\Delta kX)$.

Next, we analyze the super-pixel with two negative domains inside it (Fig. 1c). The $\chi^{(2)}$ distribution can be written as

$$\chi^{(2)}(x) = \chi^{(2)} [1 - 2s_1(x) - 2s_2(x)]. \quad (7)$$

s_1 and s_2 (defining the two negative domains) are expressed by

$$s_1(x) = \begin{cases} 1, & X_1 < x < X_1 + l \\ 0, & 0 \leq x \leq X_1 \text{ and } X_1 + l \leq x \leq h \end{cases} \quad (8)$$

$$s_2(x) = \begin{cases} 1, & X_2 < x < X_2 + l \\ 0, & 0 \leq x \leq X_2 \text{ and } X_2 + l \leq x \leq h \end{cases} \quad (9)$$

Here, X_1 and X_2 are the positions of two negative domains. The SF complex-amplitude is given by

$$A_3 = \int_0^h \frac{i\omega_3}{n_3c} \chi^{(2)} A_1 A_2 \exp(i\Delta kx) dx - \int_{X_1}^{X_1+l} \frac{2i\omega_3}{n_3c} \chi^{(2)} A_1 A_2 \exp(i\Delta kx) dx - \int_{X_2}^{X_2+l} \frac{2i\omega_3}{n_3c} \chi^{(2)} A_1 A_2 \exp(i\Delta kx) dx = C_0 + C \exp(i\Delta kX_1) + C \exp(i\Delta kX_2) = C_0 + 2C \cos\left(\Delta k \frac{X_1 - X_2}{2}\right) \exp\left(i\Delta k \frac{X_1 + X_2}{2}\right) \quad (10)$$

Then, one can obtain $A_3 \propto \cos\left(\Delta k \frac{X_1 - X_2}{2}\right) \exp\left(i\Delta k \frac{X_1 + X_2}{2}\right)$.

Designing the nanodomain structure in a super-pixel

According to Eq. (2), the normalized amplitude a and phase φ of the generated SF wave in a super-pixel are

$$\begin{cases} a = \cos \Delta k \frac{X_1 - X_2}{2} \\ \varphi = \Delta k \frac{X_1 + X_2}{2} \end{cases} \text{ when } \Delta k \frac{X_1 - X_2}{2} \in \left[2m\pi - \frac{\pi}{2}, 2m\pi + \frac{\pi}{2}\right] \quad (11)$$

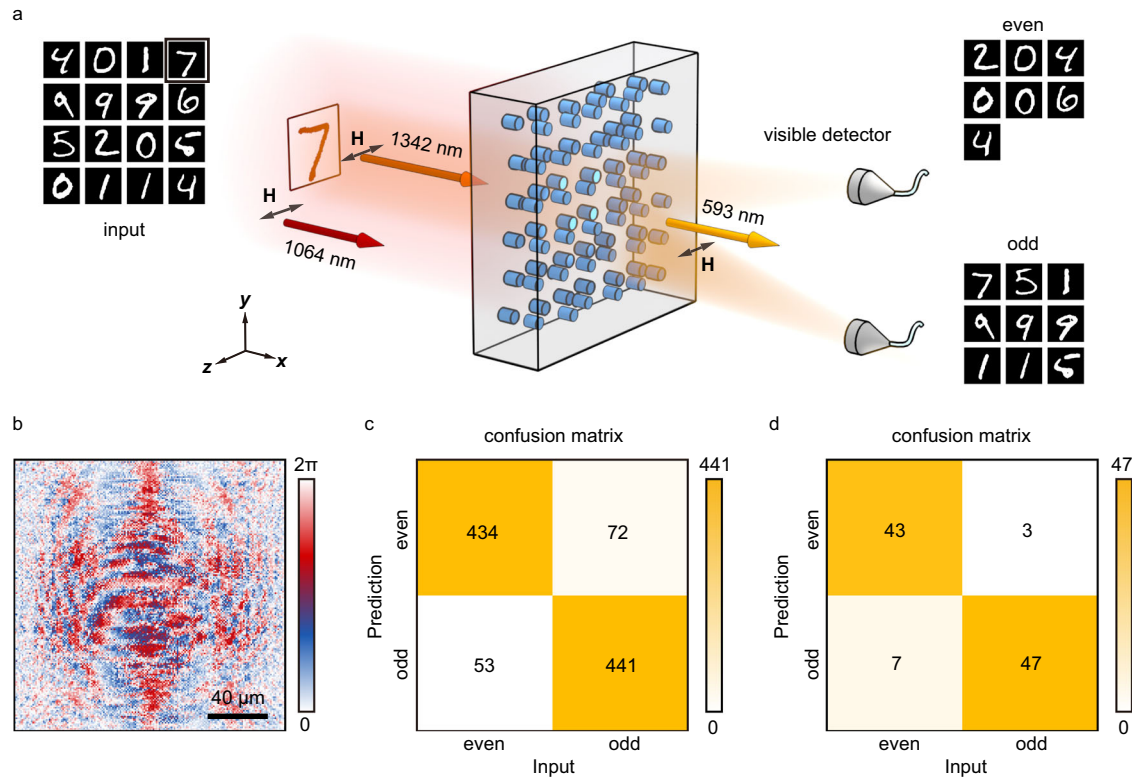


Fig. 6 | Frequency up-conversion parity classifier of handwritten numbers.

a The experimental diagram. We use a 1342 nm light to illuminate the number and combine it with a 1064 nm light. Then, we input these NIR lights on the designed nonlinear hologram. The output SF light at 593 nm is focused onto different positions according to the number parity. **b** The phase distribution of nonlinear

hologram. **c** and **d** shows the confusion matrices after testing 1000 and 100 handwritten numbers in simulation and experiment, respectively. The diagonal and off-diagonal elements in **(c)** and **(d)** represent the correct and incorrect predictions, respectively.

and

$$\begin{cases} a = -\cos \Delta k \frac{X_1 - X_2}{2} \\ \varphi = \Delta k \frac{X_1 + X_2}{2} + \pi \end{cases} \text{ when } \Delta k \frac{X_1 - X_2}{2} \in \left[2m\pi + \frac{\pi}{2}, 2m\pi + \frac{3\pi}{2} \right]. \quad (12)$$

Here, m can be arbitrary integers. In this work, we choose Eq. (12) (i.e., the area marked by green dotted line in Fig. 1d, e) to design the hologram. For given a and φ , the values of X_1 and X_2 can be calculated by

$$\begin{cases} X_1 = \frac{\varphi + \arccos(-a)}{\Delta k} \\ X_2 = \frac{\varphi - \arccos(-a)}{\Delta k} \end{cases} \quad (13)$$

For example, in the generation of 3D spiral line, $\Delta k = 1.85 \text{ rad } \mu\text{m}^{-1}$ at an input wavelength of 840 nm. The complex-amplitude nonlinear hologram (i.e., the spatial distributions of a and φ) is calculated through the direct Fresnel transform. Then, the values of X_1 and X_2 are deduced according to Eq. (13).

Designing a dynamic nonlinear hologram

Dynamic nonlinear holography is achieved by varying Δk to modulate the functions of super-pixels. One can change the input wavelength, light polarization, and crystal temperature to tune Δk . In Supplementary Fig. 3, we present the evolution of the SH complex-amplitude of various super-pixels when increasing the value of Δk from Δ to 2Δ . In our design, the dynamic nonlinear hologram presents the complex-amplitude distributions of H_1, H_2, H_3, \dots for the reconstructions of different 3D images at $\Delta k_1, \Delta k_2, \Delta k_3, \dots$, respectively. Each 3D image can be sliced into multiple 2D images at different propagation depths of light. After performing iterative Fourier transform, we can obtain

the optimized Fourier holograms of these 2D images that satisfy the amplitude and phase constrain conditions (i.e., the dependence of the SH complex-amplitude on Δk in Supplementary Fig. 3). Then, we add the phase of a Fresnel lens into these Fourier holograms and their coherent superposition composes the final Fresnel hologram. In this way, one can dynamically switch the output SH patterns from one nonlinear hologram by choosing the corresponding Δk .

Design of nonlinear DONN

The model is a single-layer neural network⁶¹. The numbers are carried by an NIR beam at 1342 nm and the output SF wavelength is 593 nm. The loss function is defined as the mean square error between the output results and the ground truth. We optimize the nonlinear hologram using the gradient descent method. In the training process, the learning rate is set as 0.1 and the batch size is 300. All the calculations are based on Tensorflow 2.6 with Python3.9.7. The database is adopted from MNIST handwritten digits⁶².

Sample preparation

The sample is prepared by using the femtosecond laser writing technique in ref. 58. The domain structure is fabricated in a 5% MgO-doped LiNbO₃ crystal. When the near-infrared femtosecond laser is focused into the crystal, the multiphoton absorption produces a localized temperature field, which leads to a strong head-to-head electric field at the laser spot. Meanwhile, the threshold field for LiNbO₃ domain inversion significantly decreases because laser heating results in an increased ionic conductivity and therefore a reduction in domain wall pinning. When the laser-induced electric field is larger than the threshold field, the domain is poled and the sign of $\chi^{(2)}$ is inverted. Notably, only half of the laser-induced electric field (i.e., the $-z$

component) is antiparallel to the spontaneous polarization of LiNbO₃ crystal, which composes the effective electric field for domain poling. In this work, the femtosecond laser is focused along the $-x$ axis and moves along the $+x$ axis. Therefore, the domain size (about 500 nm in the $y-z$ plane) is half of the laser spot size (about 1 μm). Generally, the length of the negative domain (along the x direction) is set to be the coherence length l_c of SH generation to enhance the maximal output SH intensity from a super-pixel. The super-pixel length should be the multiples of l_c for the complete amplitude modulation. It is necessary to avoid spatial overlap between two negative domains. For example, we use a type-0 SH generation configuration (i.e., $e+e \rightarrow e$) for the generation of spiral line (Fig. 2). The lengths of the negative domain and super-pixel are $l_c = 1.7 \mu\text{m}$ and $5l_c = 8.5 \mu\text{m}$, respectively. It should be noted that we add a blazing grating structure into the nonlinear hologram to avoid the background SH waves.

Experimental setup of nonlinear holography

The fundamental beam is output from a Ti:Sapphire femtosecond laser (Chameleon, Coherent), featuring a 75 fs pulse duration, an 80 MHz repetition rate, and a tunable wavelength range from 690 nm to 1050 nm. The polarization of fundamental beam is controlled by a half-wave plate. After passing through a 125 mm lens, the 80 μm -diameter fundamental beam is incident into the sample. The sample is set in a temperature-controlling oven. The generated SH pattern is imaged onto a camera by using an object lens (20 \times). Here, a short-pass filter is used to filter out the fundamental beam. By moving the object lens, the SH patterns at different positions are recorded, which compose a complete 3D image. In experiment, we use type-0 phase matching (i.e., $e+e \rightarrow e$) in Figs. 2, 3e, f, 5 and 6 and type-I phase matching ($o+o \rightarrow e$) in Figs. 3c, d and 4. The conversion efficiency is measured to be about 10^{-6} , which can be significantly improved by increasing the hologram layers according to QPM theory.

Data availability

The data that supports the results in this paper are available within the paper and its supplementary information files.

References

- Franken, P. A., Weinreich, G., Peters, C. W. & Hill, A. E. Generation of optical harmonics. *Phys. Rev. Lett.* **7**, 118–119 (1961).
- Shih, Y. & Alley, C. O. New type of Einstein-Podolsky-Rosen-Bohm experiment using pairs of light quanta produced by optical parametric down conversion. *Phys. Rev. Lett.* **61**, 2921–2924 (1988).
- Kauranen, M. & Zayats, A. V. Nonlinear plasmonics. *Nat. Photonics* **6**, 737–748 (2012).
- Li, G., Zhang, S. & Zentgraf, T. Nonlinear photonic metasurfaces. *Nat. Rev. Mater.* **2**, 1–14 (2017).
- Vabishchevich, P. & Kivshar, Y. Nonlinear photonics with metasurfaces. *Photonics Res.* **11**, B50–B64 (2023).
- Berger, V. Nonlinear photonic crystals. *Phys. Rev. Lett.* **81**, 4136–4139 (1998).
- Zhu, S. N., Zhu, Y. Y. & Ming, N. B. Quasi-phase-matched third-harmonic generation in a quasi-periodic optical superlattice. *Science* **278**, 843–846 (1997).
- Ellenbogen, T., Voloch Bloch, N., Ganany Padowicz, A. & Arie, A. Nonlinear generation and manipulation of Airy beams. *Nat. Photonics* **3**, 395–398 (2009).
- Wei, D. Z. et al. Experimental demonstration of a three-dimensional lithium niobate nonlinear photonic crystal. *Nat. Photonics* **12**, 596–600 (2018).
- Xu, T. X. et al. Three-dimensional nonlinear photonic crystal in ferroelectric barium calcium titanate. *Nat. Photonics* **12**, 591–595 (2018).
- Zhang, Y., Sheng, Y., Zhu, S., Xiao, M. & Krolikowski, W. Nonlinear photonic crystals: from 2D to 3D. *Optica* **8**, 372–381 (2021).
- Karnieli, A., Li, Y. & Arie, A. The geometric phase in nonlinear frequency conversion. *Front. Phys.* **17**, 12301 (2021).
- Wang, C. et al. Metasurface-assisted phase-matching-free second harmonic generation in lithium niobate waveguides. *Nat. Commun.* **8**, 2098 (2017).
- Li, X. et al. Efficient second harmonic generation by harnessing bound states in the continuum in semi-nonlinear etchless lithium niobate waveguides. *Light Sci. Appl.* **11**, 317 (2022).
- Armstrong, J. A., Bloembergen, N., Ducuing, J. & Pershan, P. S. Interactions between Light Waves in a Nonlinear Dielectric. *Phys. Rev.* **127**, 1918–1939 (1962).
- Hu, X. P. et al. High-power red-green-blue laser light source based on intermittent oscillating dual-wavelength Nd: YAG laser with a cascaded LiTaO₃ superlattice. *Opt. Lett.* **33**, 408–410 (2008).
- Hu, X., Xu, P. & Zhu, S. Engineered quasi-phase-matching for laser techniques. *Photonics Res.* **1**, 171–185 (2013).
- Lind, A. J. et al. Mid-infrared frequency comb generation and spectroscopy with few-cycle pulses and $\chi^{(2)}$ nonlinear optics. *Phys. Rev. Lett.* **124**, 133904 (2020).
- He, J. & Li, Y. Design of on-chip mid-IR frequency comb with ultra-low power pump in near-IR. *Opt. Express* **28**, 30771–30783 (2020).
- Jin, H. et al. On-chip generation and manipulation of entangled photons based on reconfigurable lithium-niobate waveguide circuits. *Phys. Rev. Lett.* **113**, 103601 (2014).
- Wang, J., Sciarrino, F., Laing, A. & Thompson, M. G. Integrated photonic quantum technologies. *Nat. Photonics* **14**, 273–284 (2020).
- Gabor, D. A new microscopic principle. *Nature* **161**, 777–778 (1948).
- Heaney, J. F., Bashaw, M. C. & Hesselink, L. Volume holographic storage and retrieval of digital data. *Science* **265**, 749–752 (1994).
- Brown, B. R. & Lohmann, A. W. Complex spatial filtering with binary masks. *Appl. Opt.* **5**, 967–969 (1966).
- Shi, L., Li, B., Kim, C., Kellnhofer, P. & Matusik, W. Towards real-time photorealistic 3D holography with deep neural networks. *Nature* **591**, 234–239 (2021).
- Huang, L. et al. Three-dimensional optical holography using a plasmonic metasurface. *Nat. Commun.* **4**, 2808 (2013).
- Xiong, J., Hsiang, E. L., He, Z., Zhan, T. & Wu, S. T. Augmented reality and virtual reality displays: emerging technologies and future perspectives. *Light Sci. Appl.* **10**, 216 (2021).
- He, Z., Sui, X., Jin, G. & Cao, L. Progress in virtual reality and augmented reality based on holographic display. *Appl. Opt.* **58**, A74–A81 (2019).
- Park, J. H. & Lee, B. Holographic techniques for augmented reality and virtual reality near-eye displays. *Light Adv. Manuf.* **3**, 137–150 (2022).
- Psaltis, D., Brady, D., Gu, X. G. & Lin, S. Holography in artificial neural networks. *Nature* **343**, 325–330 (1990).
- Zhang, Q., Yu, H., Barbiero, M., Wang, B. & Gu, M. Artificial neural networks enabled by nanophotonics. *Light Sci. Appl.* **8**, 42 (2019).
- Situ, G. Deep holography. *Light Adv. Manuf.* **3**, 278–300 (2022).
- Lim, K. T. P., Liu, H., Liu, Y. & Yang, J. K. W. Holographic colour prints for enhanced optical security by combined phase and amplitude control. *Nat. Commun.* **10**, 25 (2019).
- Xiong, B. et al. Breaking the limitation of polarization multiplexing in optical metasurfaces with engineered noise. *Science* **379**, 294–299 (2023).
- Balthasar Mueller, J. P., Rubin, N. A., Devlin, R. C., Groever, B. & Capasso, F. Metasurface polarization optics: independent phase control of arbitrary orthogonal states of polarization. *Phys. Rev. Lett.* **118**, 113901 (2017).
- Fang, X., Ren, H. & Gu, M. Orbital angular momentum holography for high-security encryption. *Nat. Photonics* **14**, 102–108 (2019).
- Huang, L., Zhang, S. & Zentgraf, T. Metasurface holography: from fundamentals to applications. *Nanophotonics* **7**, 1169–1190 (2018).

38. Yesharim, O., Pearl, S., Foley Comer, J., Juwiler, I. & Arie, A. Direct generation of spatially entangled qudits using quantum nonlinear optical holography. *Sci. Adv.* **9**, eade7968 (2023).
39. Almeida, E., Bitton, O. & Prior, Y. Nonlinear metamaterials for holography. *Nat. Commun.* **7**, 12533 (2016).
40. Shapira, A., Juwiler, I. & Arie, A. Nonlinear computer-generated holograms. *Opt. Lett.* **36**, 3015–3017 (2011).
41. Shapira, A., Shiloh, R., Juwiler, I. & Arie, A. Two-dimensional nonlinear beam shaping. *Opt. Lett.* **37**, 2136–2138 (2012).
42. Hong, X. H., Yang, B., Zhang, C., Qin, Y. Q. & Zhu, Y. Y. Nonlinear volume holography for wave-front engineering. *Phys. Rev. Lett.* **113**, 163902 (2014).
43. Gao, Y. et al. Nonlinear holographic all-dielectric metasurfaces. *Nano Lett.* **18**, 8054–8061 (2018).
44. Wang, L. et al. Nonlinear wavefront control with all-dielectric metasurfaces. *Nano Lett.* **18**, 3978–3984 (2018).
45. Wu, Y. J., Liu, H. G. & Chen, X. F. Three-dimensional nonlinear optical holograms. *Phys. Rev. A* **102**, 063505 (2020).
46. Zhu, B., Liu, H., Chen, Y. & Chen, X. High conversion efficiency second-harmonic beam shaping via amplitude-type nonlinear photonic crystals. *Opt. Lett.* **45**, 220–223 (2019).
47. Fang, X. Y. et al. High-dimensional orbital angular momentum multiplexing nonlinear holography. *Adv. Photonics* **3**, 015001 (2021).
48. Wei, D. et al. Efficient nonlinear beam shaping in three-dimensional lithium niobate nonlinear photonic crystals. *Nat. Commun.* **10**, 4193 (2019).
49. Liu, S. et al. Nonlinear wavefront shaping with optically induced three-dimensional nonlinear photonic crystals. *Nat. Commun.* **10**, 3208 (2019).
50. Liu, S., Mazur, L. M., Krolikowski, W. & Sheng, Y. Nonlinear volume holography in 3D nonlinear photonic crystals. *Laser Photon. Rev.* **14**, 2000224 (2020).
51. Ye, W. et al. Spin and wavelength multiplexed nonlinear metasurface holography. *Nat. Commun.* **7**, 11930 (2016).
52. Walter, F., Li, G., Meier, C., Zhang, S. & Zentgraf, T. Ultrathin nonlinear metasurface for optical image encoding. *Nano Lett.* **17**, 3171–3175 (2017).
53. Tang, Y. T. et al. Nonlinear vectorial metasurface for optical encryption. *Phys. Rev. Appl.* **12**, 024028 (2019).
54. Fang, X. Y. et al. Multichannel nonlinear holography in a two-dimensional nonlinear photonic crystal. *Phys. Rev. A* **102**, 043506 (2020).
55. Mao, N. et al. Nonlinear vectorial holography with quad-atom metasurfaces. *Proc. Natl. Acad. Sci. USA.* **119**, e2204418119 (2022).
56. Chen, P. et al. Quasi-phase-matching-division multiplexing holography in a three-dimensional nonlinear photonic crystal. *Light Sci. Appl.* **10**, 146 (2021).
57. Arie, A. Storing and retrieving multiple images in 3D nonlinear photonic crystals. *Light Sci. Appl.* **10**, 202 (2021).
58. Xu, X. et al. Femtosecond laser writing of lithium niobate ferroelectric nanodomains. *Nature* **609**, 496–501 (2022).
59. Lin, X. et al. All-optical machine learning using diffractive deep neural networks. *Science* **361**, 1004–1008 (2018).
60. Boyd, R. W. *Nonlinear Optics* (Academic Press, 2020).
61. Zheng, M., Shi, L. & Zi, J. Optimize performance of a diffractive neural network by controlling the Fresnel number. *Photonics Res.* **10**, 2667–2676 (2022).
62. LeCun, Y., Bottou, L., Bengio, Y. & Haffner, P. Gradient-based learning applied to document recognition. *Proc. IEEE* **86**, 2278–2324 (1998).

Acknowledgements

This work was supported by the National Key R&D Program of China (2021YFA1400803), the National Natural Science Foundation of China (NSFC) (91950206, 92163216, and 11874213), the Fundamental Research Funds for the Central Universities (021314380191, 021314380220, and 021314380226), Postgraduate Research & Practice Innovation Program of Jiangsu Province (KYCX22_0131), China Postdoctoral Science Foundation (2023M731587 and 2023T160303), and Yuxiu Young Scholars Program of Nanjing University.

Author contributions

Y.Z. proposed the project. P.C., X.X., T.W., C.Z., D.W., X.J.C., J.M., J.G. X.Y.C., and C.X. performed the experiments and numerical simulations under the guidance of Y.Z., S.Z., S.N.Z., and M.X. All authors contributed to the discussion of experimental results.

Competing interests

The authors declare no competing interests.

Additional information

Supplementary information The online version contains supplementary material available at <https://doi.org/10.1038/s41467-023-41350-2>.

Correspondence and requests for materials should be addressed to Yong Zhang.

Peer review information *Nature Communications* thanks the anonymous reviewers for their contribution to the peer review of this work. A peer review file is available.

Reprints and permissions information is available at <http://www.nature.com/reprints>

Publisher's note Springer Nature remains neutral with regard to jurisdictional claims in published maps and institutional affiliations.

Open Access This article is licensed under a Creative Commons Attribution 4.0 International License, which permits use, sharing, adaptation, distribution and reproduction in any medium or format, as long as you give appropriate credit to the original author(s) and the source, provide a link to the Creative Commons license, and indicate if changes were made. The images or other third party material in this article are included in the article's Creative Commons license, unless indicated otherwise in a credit line to the material. If material is not included in the article's Creative Commons license and your intended use is not permitted by statutory regulation or exceeds the permitted use, you will need to obtain permission directly from the copyright holder. To view a copy of this license, visit <http://creativecommons.org/licenses/by/4.0/>.

© The Author(s) 2023